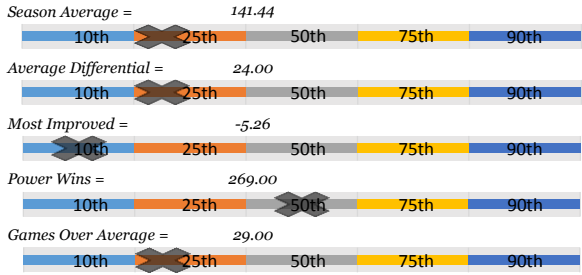


Ryan W.

Bowler's Dashboard
RENO LEAGUE
2015/2016
Results as of WK26



PERFORMANCE MEASURE



Season Average

141.44

OverAvg (%)

0.408



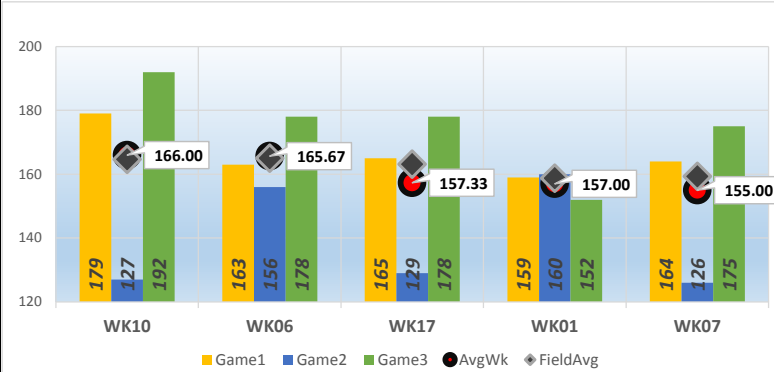
BOWLER of the YEAR

Avg Differential

-19.65


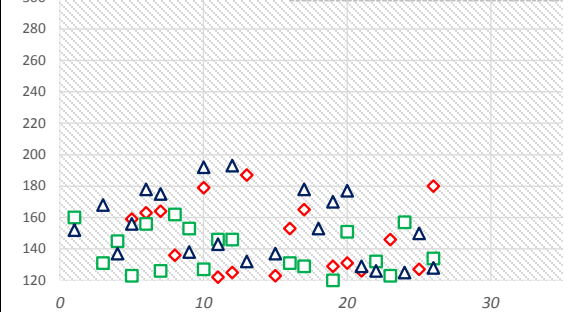
PowerWin (%)

0.365

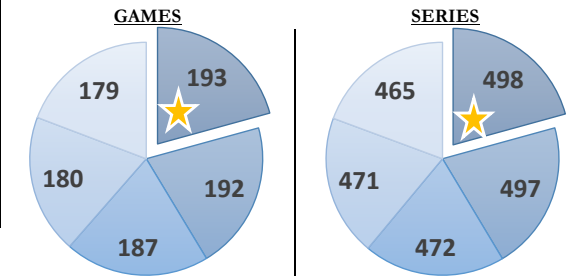


www.bowlerstats.com/statsheet/renoleague/Ryan_W.pdf

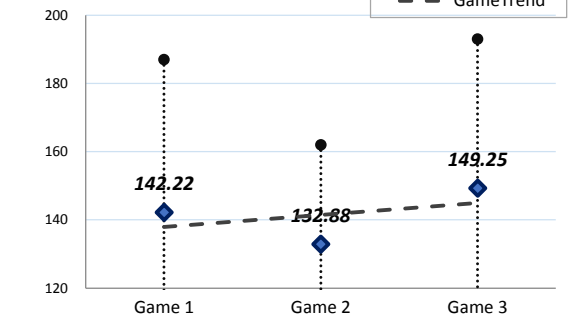
GAME SCATTERGRAM



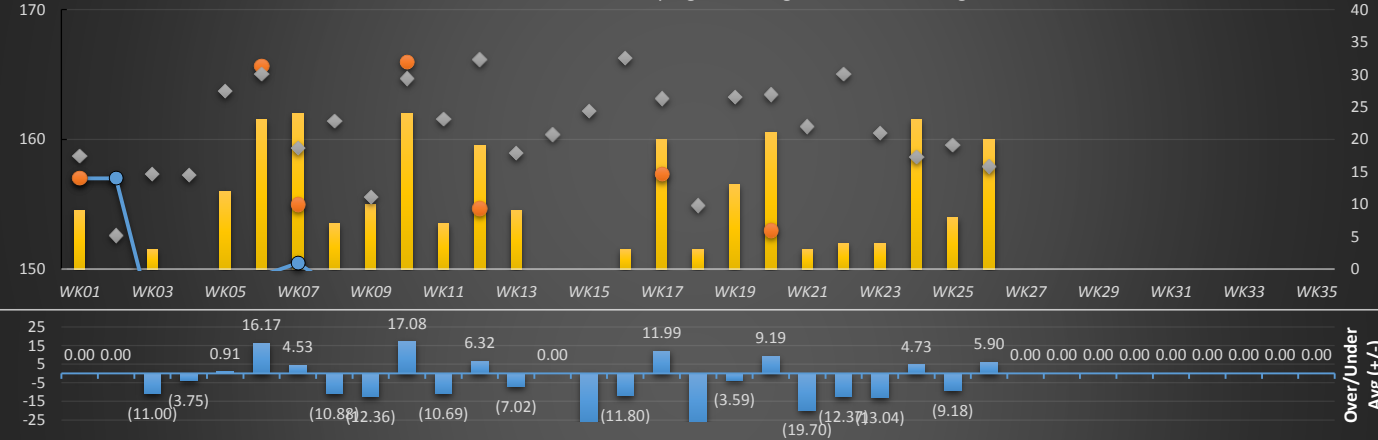
TOP GAMES/SERIES



GAME AVERAGE

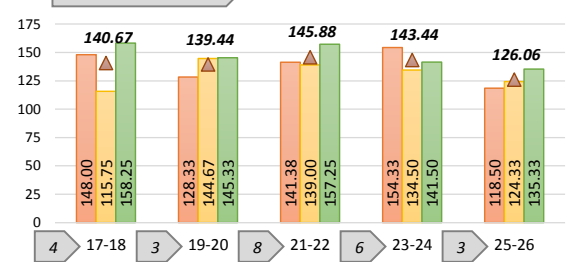


WEEKLY ANALYSIS



Last 5 Wks	Avg	Game 1	Game 2	Game 3	Series	Avg +/-	Change	AvgDiff	#OverAvg	PwrWins	Sch/Hdcap	Lane	GM Trend
WK22	142.03	131	132	126	389	(12.37)	(0.66)	-35.37	0	4.0	26 / 27	23-24	
WK23	141.37	146	123	116	385	(13.04)	(0.66)	-32.15	1	4.0	24 / 24	25-26	
WK24	141.60	157	157	125	439	4.73	0.23	-12.33	2	23.0	19 / 9	19-20	
WK25	141.18	127	119	150	396	(9.18)	(0.42)	-27.57	1	8.0	25 / 21	21-22	
WK26	141.44	180	134	128	442	5.90	0.26	-10.56	1	20.0	22 / 12	23-24	
Avg (5WK)	141.52	148.20	133.00	129.00	410.20	(4.79)	(0.25)	-23.60	1.25	11.8	23 / 18		
vs. Current	-3.46	5.98	0.13	-20.25	-8.22	-0.34	-1.42	-3.95	-0.20	-0.43	-1 / 1		

LANE PERFORMANCE



WK26		Current Week = WK26																	
*Week#	*Game1	*Game2	*Game3	*Series(S)	*AvgCurr	*AvgUsed	*+/- Avg	*AvgDiff	*GmsOver	*Pwr(S)	*Pwr(H)	*Place(S)	*Place(H)	(S) / (H)	*Lane	Pair	FieldAvg	AvgChg	RANK
WK01	159	160	152	471	157.00	157.00	▲ 0.00	(1.76)	2	12	9	☆ 14	16	14 / 16	22	21-22	158.76		4
WK02					157.00	157.00								/			152.61	-	
WK03	106	131	168	405	135.00	146.00	▼ (11.00)	(22.32)	1	5	3	25	27	25 / 27	20	19-20	157.32	▼ (11.00)	15
WK04	0	145	137	282	141.00	144.75	▼ (3.75)	(16.24)	1	0	0	29	29	29 / 29	26	25-26	157.24	▼ (1.25)	24
WK05	159	123	156	438	146.00	145.09	▲ 0.91	(17.72)	2	9	12	20	17	20 / 17	21	21-22	163.72	▲ 0.34	10
WK06	163	156	178	497	165.67	149.50	▲ 16.17	0.61	3	16	23	16	☆ 9	16 / 9	23	23-24	165.05	▲ 4.41	2
WK07	164	126	175	465	155.00	150.47	▲ 4.53	(4.38)	2	13	24	18	☆ 7	18 / 7	18	17-18	159.38	▲ 0.97	5
WK08	136	162	115	413	137.67	148.55	▼ (10.88)	(23.77)	1	9	7	23	24	23 / 24	24	23-24	161.44	▼ (1.92)	13
WK09	112	153	138	403	134.33	146.70	▼ (12.36)	(21.25)	1	7	10	28	25	28 / 25	22	21-22	155.58	▼ (1.85)	16
WK10	179	127	192	498	166.00	148.92	▲ 17.08	1.29	2	13	24	17	☆ 6	17 / 6	17	17-18	164.71	▲ 2.23	1
WK11	122	146	143	411	137.00	147.69	▼ (10.69)	(24.57)	0	9	7	23	25	23 / 25	19	19-20	161.57	▼ (1.23)	14
WK12	125	146	193	464	154.67	148.34	▲ 6.32	(11.51)	1	12	19	18	☆ 10	18 / 10	22	21-22	166.18	▲ 0.65	6
WK13	187	103	132	422	140.67	147.69	▼ (7.02)	(18.30)	1	12	9	19	22	19 / 22	24	23-24	158.97	▼ (0.66)	11
WK14						147.69								/			160.36	-	
WK15	123	96	137	356	118.67	145.39	▼ (26.73)	(43.51)	0	1	0	27	28	27 / 28	18	17-18	162.18	▼ (2.29)	22
WK16	153	131	114	398	132.67	144.46	▼ (11.80)	(33.63)	1	4	3	23	24	23 / 24	22	21-22	166.30	▼ (0.93)	17
WK17	165	129	178	472	157.33	145.34	▲ 11.99	(5.84)	2	14	20	16	☆ 10	16 / 10	21	21-22	163.18	▲ 0.88	3
WK18	91	105	153	349	116.33	143.49	▼ (27.16)	(38.58)	1	4	3	28	29	28 / 29	25	25-26	154.92	▼ (1.85)	23
WK19	129	120	170	419	139.67	143.26	▼ (3.59)	(23.62)	1	7	18	24	18	24 / 18	23	23-24	163.29	▼ (0.23)	12
WK20	131	151	177	459	153.00	143.81	▲ 9.19	(10.45)	2	11	21	19	☆ 10	19 / 10	22	21-22	163.45	▲ 0.55	7
WK21	126	114	129	369	123.00	142.70	▼ (19.70)	(38.02)	0	6	3	26	29	26 / 29	18	17-18	161.02	▼ (1.11)	21
WK22	131	132	126	389	129.67	142.03	▼ (12.37)	(35.37)	0	5	4	26	27	26 / 27	23	23-24	165.03	▼ (0.66)	19
WK23	146	123	116	385	128.33	141.37	▼ (13.04)	(32.15)	1	4	4	24	24	24 / 24	25	25-26	160.49	▼ (0.66)	20
WK24	157	157	125	439	146.33	141.60	▲ 4.73	(12.33)	2	12	23	19	☆ 9	19 / 9	19	19-20	158.67	▲ 0.23	9
WK25	127	119	150	396	132.00	141.18	▼ (9.18)	(27.57)	1	4	8	25	21	25 / 21	21	21-22	159.57	▼ (0.42)	18
WK26	180	134	128	442	147.33	141.44	▲ 5.90	(10.56)	1	10	20	22	☆ 12	22 / 12	24	23-24	157.90	▲ 0.26	8
WK27						141.44								/				-	
WK28						141.44								/				-	
WK29						141.44								/				-	
WK30						141.44								/				-	
WK31						141.44								/				-	
WK32						141.44								/				-	
WK33						141.44								/				-	
WK34						141.44								/				-	
WK35						141.44								/				-	
Average	142.22	132.88	149.25	418.42	141.43	144.98	(4.45)	(19.65)	1.45	8.65	12.23	22.04	19.08	22 / 19			160.73	1.17	
	1	0	0						GamesOver%= 40.85%										PwrWin%= 36.46%

Game by Game, Pair by Pair

	High	Low	Avg	Last 5	17-18	19-20	21-22	23-24	25-26
Game 1	187.00	91.00	142.22	148.20	148.00	128.33	141.38	154.33	118.50
Game 2	162.00	96.00	132.88	133.00	115.75	144.67	139.00	134.50	124.33
Game 3	193.00	114.00	149.25	129.00	158.25	145.33	157.25	141.50	135.33
Average	157.00	141.18	141.44	136.73	140.67	139.44	145.88	143.44	126.06
Bowled					4	3	8	6	3

Top 5 Weeks

Top 5	Games	Series	Week	Game1	Game2	Game3	AvgWk	Average	Field Avg
1st	193	498	WK10	179	127	192	166.00	148.92	164.71
2nd	192	497	WK06	163	156	178	165.67	149.50	165.05
3rd	187	472	WK17	165	129	178	157.33	145.34	163.18
4th	180	471	WK01	159	160	152	157.00	157.00	158.76
5th	179	465	WK07	164	126	175	155.00	150.47	159.38

Top Finishes

Finishes	Scratch	Handicap
1st	0	0
Top 5	0	0
Top 10	0	7
Top 15	1	8

Last 5 Weeks

WK	Scratch	Hdcp
WK22	26	27
WK23	24	24
WK24	19	9
WK25	25	21
WK26	22	12
5 wk avg	23	18
Current	22	19
Difference	-1	1

Bowler of the Year

Criteria#	Points	Totals
POY 1	199	Total Pts 485.7048
POY 2	269	Behind -1210.596
POY 3	-26.29516	POY Rank 28
POY 4	1	
POY 5	43	