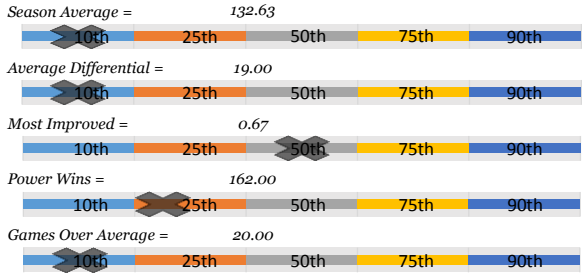


Nancy J.

Bowler's Dashboard
RENO LEAGUE
2015/2016
Results as of WK26



PERFORMANCE MEASURE



Season Average

132.63

OverAvg (%)

0.392



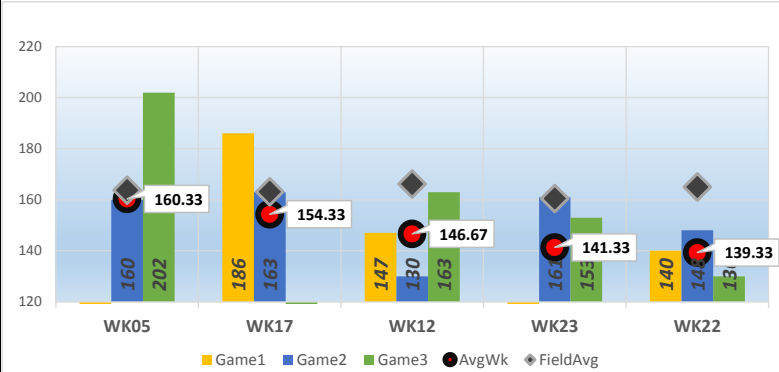
BOWLER of the YEAR

Avg Differential


-28.25

PowerWin (%)

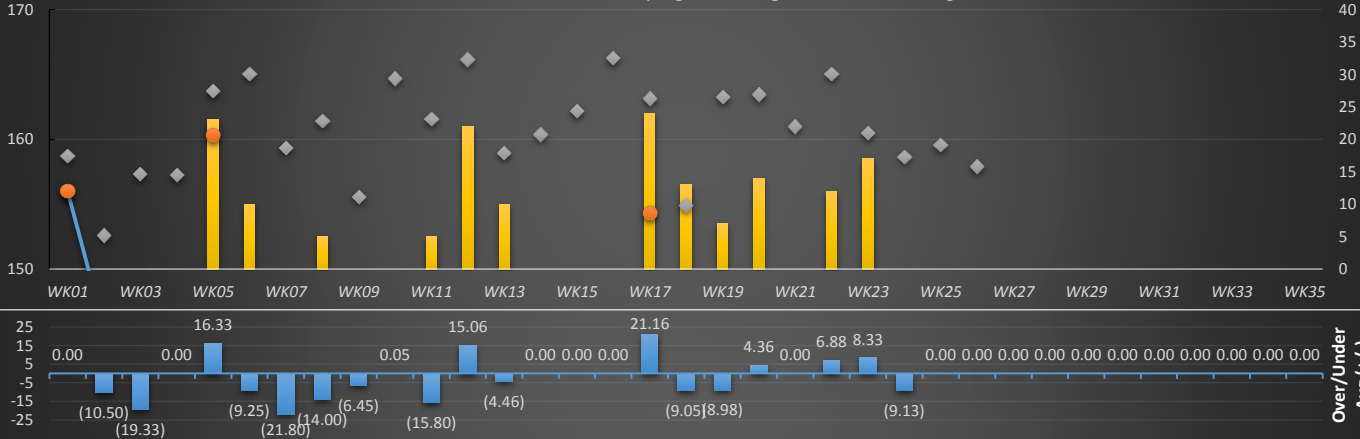
0.282



FINISHES (S/H)



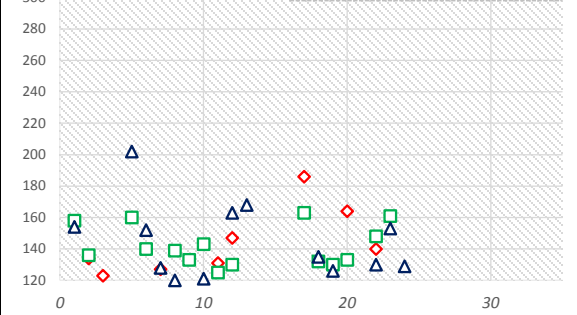
WEEKLY ANALYSIS



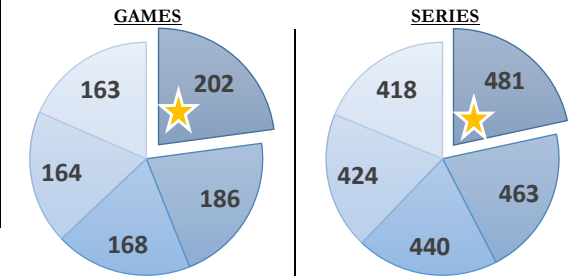
Last 5 Wks	Avg	Game 1	Game 2	Game 3	Series	Avg +/-	Change	AvgDiff	#OverAvg	PwrWins	Sch/Hdcap	Lane	GM Trend
WK22	132.46	140	148	130	418	5.88	↑ 0.48	-25.70	★ 2	12.0	24 / 19	19-20	
WK23	133.00	110	161	153	424	8.33	↑ 0.54	-19.15	★ 2	17.0	20 / 11	21-22	
WK24	132.63	0	118	129	247	9.13	↓ (0.37)	-35.17	☆ 0	0.0	32 / 32	25-26	
WK25	132.63						↑ 0.00				/		
WK26	132.63						↑ 0.00				/		
Avg (5WK)	132.67	125.00	142.33	137.33	363.00	2.03	↑ 0.13	-26.67	★ 2.00	14.5	25 / 20		
vs. Current	▼ -1.45	▼ -1.25	▲ 8.07	▲ 0.27	▲ 7.00	▲ 5.17	▼ -1.78	▲ 1.58	▲ 0.57	▲ 1.00	0 / 2		

www.bowlerstats.com/statsheet/renoleague/Nancy_J.pdf

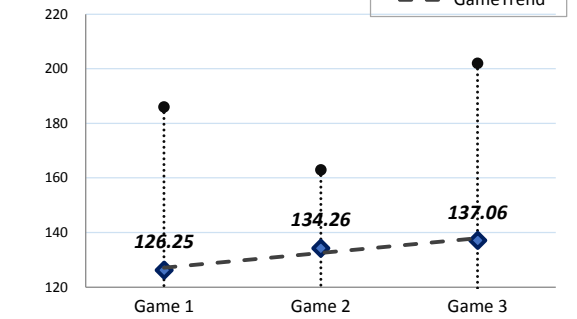
GAME SCATTERGRAM



TOP GAMES/SERIES

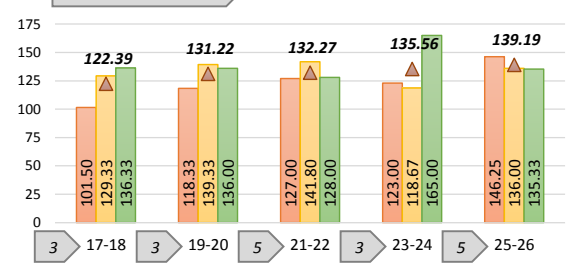


GAME AVERAGE



of weeks on pair

LANE PERFORMANCE



Current Week = WK26																			
*Week#	*Game1	*Game2	*Game3	*Series(S)	*AvgCurr	*AvgUsed	*+/- Avg	*AvgDiff	*GmsOver	*Pwr(S)	*Pwr(H)	*Place(S)	*Place(H)	(S) / (H)	*Lane	Pair	FieldAvg	AvgChg	RANK
WK01	0	158	154	312	156.00	156.00	0.00	(2.76)	1	1	0	25	26	25 / 26	21	21-22	158.76		14
WK02	134	136	0	270	135.00	145.50	(10.50)	(17.61)	0	0	0	29	29	29 / 29	26	25-26	152.61	↓ (10.50)	15
WK03	123	110	0	233	116.50	135.83	(19.33)	(40.82)	0	0	0	30	30	30 / 30	24	23-24	157.32	↓ (9.67)	19
WK04						135.83								/			157.24	-	
WK05	119	160	202	481	160.33	144.00	16.33	(3.39)	2	12	23	17	☆ 6	17 / 6	23	23-24	163.72	↑ 8.17	1
WK06	103	140	152	395	131.67	140.92	(9.25)	(33.39)	1	7	10	25	22	25 / 22	20	19-20	165.05	↓ (3.08)	7
WK07	127	86	128	341	113.67	135.47	(21.80)	(45.71)	0	3	0	28	31	28 / 31	24	23-24	159.38	↓ (5.45)	13
WK08	97	139	120	356	118.67	132.67	(14.00)	(42.77)	1	1	5	31	27	31 / 27	17	17-18	161.44	↓ (2.80)	11
WK09	118	133	0	251	125.50	131.95	(6.45)	(30.08)	1	0	0	35	35	35 / 35	25	25-26	155.58	↓ (0.72)	17
WK10	0	143	121	264	132.00	131.95	0.05	(32.71)	1	0	0	30	30	30 / 30	18	17-18	164.71	↑ 0.00	16
WK11	131	125	86	342	114.00	129.80	(15.80)	(47.57)	1	4	5	28	27	28 / 27	21	21-22	161.57	↓ (2.15)	12
WK12	147	130	163	440	146.67	131.61	15.06	(19.51)	2	10	22	20	☆ 8	20 / 8	26	25-26	166.18	↑ 1.81	3
WK13	106	106	168	380	126.67	131.13	(4.46)	(32.30)	1	4	10	25	21	25 / 21	17	17-18	158.97	↓ (0.48)	8
WK14						131.13								/			160.36	-	
WK15						131.13								/			162.18	-	
WK16						131.13								/			166.30	-	
WK17	186	163	114	463	154.33	133.18	21.16	(8.84)	2	13	24	17	☆ 6	17 / 6	25	25-26	163.18	↑ 2.05	2
WK18	103	132	135	370	123.33	132.38	(9.05)	(31.58)	1	7	13	25	19	25 / 19	22	21-22	154.92	↓ (0.80)	9
WK19	112	130	126	368	122.67	131.65	(8.98)	(40.62)	0	3	7	28	24	28 / 24	20	19-20	163.29	↓ (0.73)	10
WK20	164	133	112	409	136.33	131.98	4.36	(27.12)	2	7	14	24	17	24 / 17	21	21-22	163.45	↓ 0.33	6
WK21						131.98								/			161.02	-	
WK22	140	148	130	418	139.33	132.46	6.88	(25.70)	2	7	12	24	19	24 / 19	19	19-20	165.03	↓ 0.48	5
WK23	110	161	153	424	141.33	133.00	8.33	(19.15)	2	8	17	20	☆ 11	20 / 11	22	21-22	160.49	↓ 0.54	4
WK24	0	118	129	247	123.50	132.63	(9.13)	(35.17)	0	0	0	32	32	32 / 32	26	25-26	158.67	↓ (0.37)	18
WK25						132.63								/			159.57	-	
WK26						132.63								/			157.90	-	
WK27						132.63								/				-	
WK28						132.63								/				-	
WK29						132.63								/				-	
WK30						132.63								/				-	
WK31						132.63								/				-	
WK32						132.63								/				-	
WK33						132.63								/				-	
WK34						132.63								/				-	
WK35						132.63								/				-	
Average	126.25	134.26	137.06	356.00	132.50	134.12	(3.14)	(28.25)	1.43	6.21	13.50	25.95	22.11	25 / 22			160.73	1.91	
	3	0	3					GamesOver%=	39.22%	PwrWin%=	28.17%								

Game by Game, Pair by Pair

	High	Low	Avg	Last 5	17-18	19-20	21-22	23-24	25-26
Game 1	186.00	97.00	126.25	125.00	101.50	118.33	127.00	123.00	146.25
Game 2	163.00	86.00	134.26	142.33	129.33	139.33	141.80	118.67	136.00
Game 3	202.00	86.00	137.06	137.33	136.33	136.00	128.00	165.00	135.33
Average	156.00	129.80	132.63	121.00	122.39	131.22	132.27	135.56	139.19
Bowled					3	3	5	3	5

Top 5 Weeks

Top 5	Games	Series	Week	Game1	Game2	Game3	AvgWk	Average	Field Avg
1st	202	481	WK05	119	160	202	160.33	144.00	163.72
2nd	186	463	WK17	186	163	114	154.33	133.18	163.18
3rd	168	440	WK12	147	130	163	146.67	131.61	166.18
4th	164	424	WK23	110	161	153	141.33	133.00	160.49
5th	163	418	WK22	140	148	130	139.33	132.46	165.03

Top Finishes

Finishes	Scratch	Handicap
1st	0	0
Top 5	0	0
Top 10	0	3
Top 15	0	4

Last 5 Weeks

WK	Scratch	Hdcp
WK22	24	19
WK23	20	11
WK24	32	32
WK25	#VALUE!	#VALUE!
WK26	#VALUE!	#VALUE!
5 wk avg	25	20
Current	25	22
Difference	0	2

Bowler of the Year

Criteria#	Points	Totals
POY 1	87	Total Pts 271.3645
POY 2	162	Behind -1424.936
POY 3	3.364528	POY Rank 32
POY 4	0	
POY 5	19	