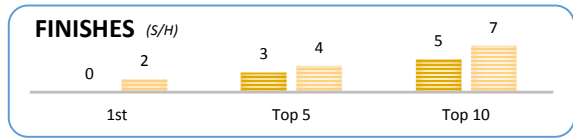


# Karl C.

**Bowler's Dashboard**  
**RENO LEAGUE**  
**2015/2016**  
**Results as of WK26**

## PERFORMANCE MEASURE



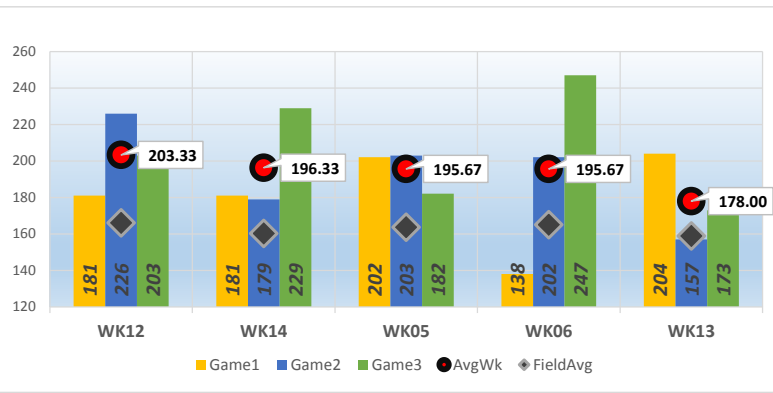
**Season Average**  
167.29

**Avg Differential**  
6.46

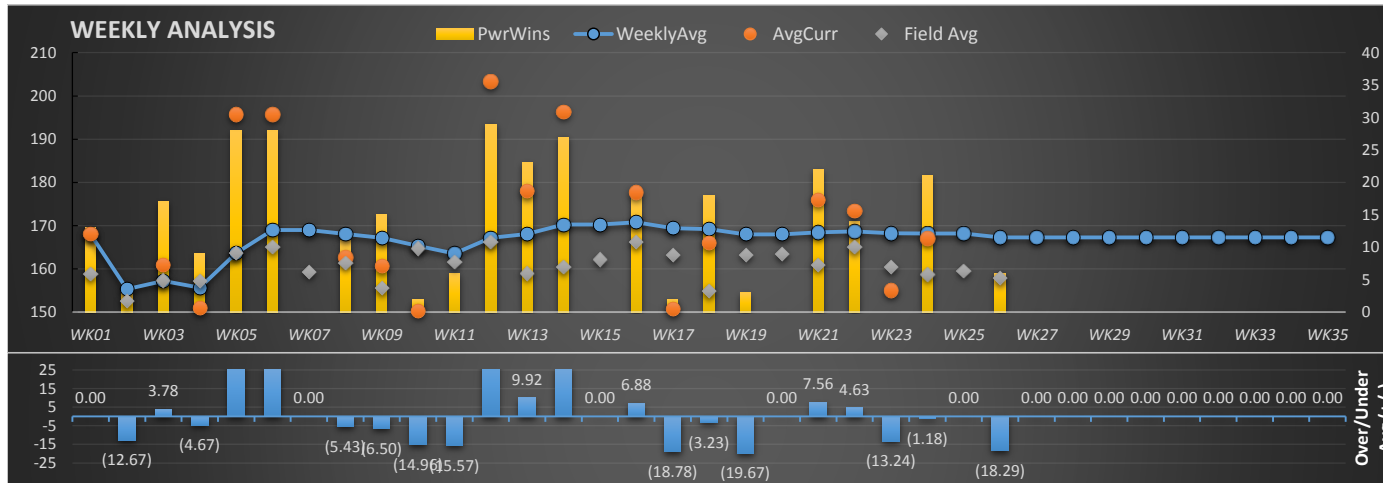
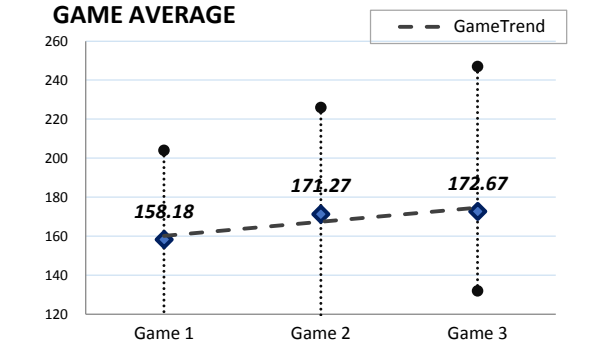
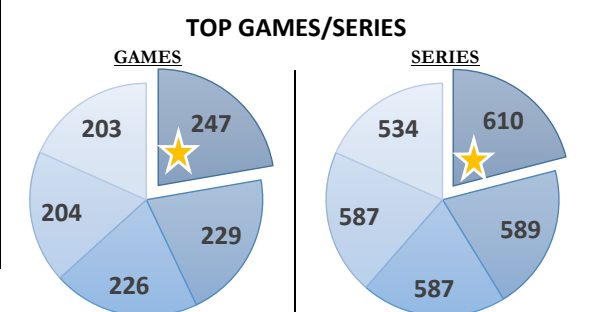
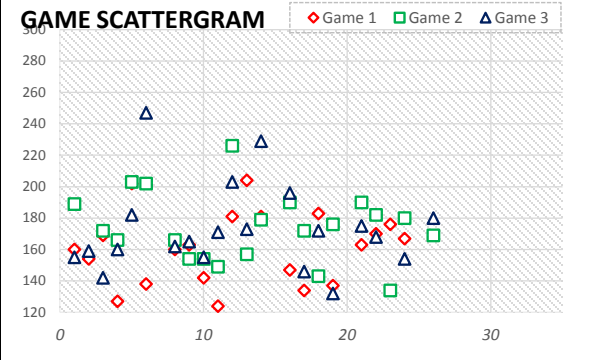
**OverAvg (%)**  
0.523

**PowerWin (%)**  
0.470

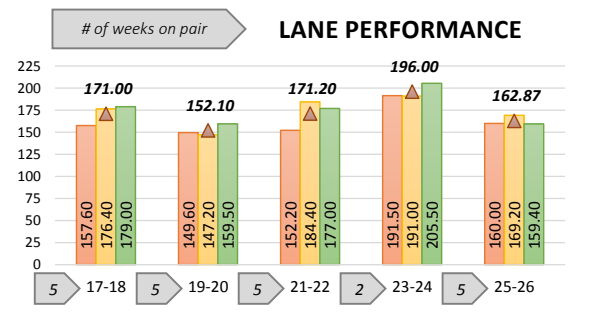
**17**  
BOWLER of the YEAR



www.bowlerstats.com/statsheet/renoleague/Karl\_C.pdf



Last 5 Wks	Avg	Game 1	Game 2	Game 3	Series	Avg +/-	Change	AvgDiff	#OverAvg	PwrWins	Sch/Hdcp	Lane	GM Trend
WK22	168.70	170	182	168	520	4.68	0.26	8.30	2	14.0	11 / 16	21-22	
WK23	168.24	176	134	0	310	(13.24)	(0.46)	-5.49	1	0.0	27 / 28	19-20	
WK24	168.18	167	180	154	501	(1.18)	(0.06)	8.33	1	21.0	11 / 11	25-26	
WK25	168.18										/		
WK26	167.29	98	169	180	447	(18.29)	(0.89)	-8.90	2	6.0	20 / 26	17-18	
<b>Avg (5WK)</b>	168.12	152.75	166.25	167.33	444.50	(7.02)	(0.23)	0.56	1.50	13.7	17 / 20		
<b>vs. Current</b>	▲1.32	▼-5.43	▼-5.02	▼-5.33	▼-49.77	▼-7.95	▼-2.80	▼-5.89	▼-0.29	▼-1.33	-3 / -5		



Current Week = <b>WK26</b>																			
*Week#	*Game1	*Game2	*Game3	*Series(S)	*AvgCurr	*AvgUsed	*+/- Avg	*AvgDiff	*GmsOver	*Pwr(S)	*Pwr(H)	*Place(S)	*Place(H)	(S) / (H)	*Lane	Pair	FieldAvg	AvgChg	RANK
WK01	160	189	155	504	168.00	168.00	▲ 0.00	9.24	● 1	16	13	★ 10	☆ 11	10 / 11	26	25-26	158.76		● 9
WK02	154	115	159	428	142.67	155.33	▼ (12.67)	(9.94)	● 1	9	3	☆ 20	☆ 26	20 / 26	20	19-20	152.61	▼ (12.67)	● 21
WK03	169	172	142	483	161.00	157.22	▲ 3.78	3.68	● 2	16	17	☆ 13	☆ 12	13 / 12	22	21-22	157.32	▲ 1.89	● 13
WK04	127	166	160	453	151.00	155.67	▼ (4.67)	(6.24)	● 2	11	9	☆ 18	☆ 20	18 / 20	25	25-26	157.24	▼ (1.56)	● 15
WK05	202	203	182	587	195.67	163.67	▲ 32.00	31.94	● 3	26	28	★ 3	★ 1	3 / 1	24	23-24	163.72	▲ 8.00	● 3
WK06	138	202	247	587	195.67	169.00	▲ 26.67	30.61	● 2	23	28	★ 9	★ 4	9 / 4	21	21-22	165.05	▲ 5.33	● 4
WK07					169.00									/			159.38	-	
WK08	160	166	162	488	162.67	168.10	▼ (5.43)	1.23	● 0	17	11	☆ 15	☆ 21	15 / 21	19	19-20	161.44	▼ (0.90)	● 12
WK09	163	154	165	482	160.67	167.17	▼ (6.50)	5.09	● 0	20	15	☆ 15	☆ 20	15 / 20	17	17-18	155.58	▼ (0.93)	● 14
WK10	142	154	155	451	150.33	165.30	▼ (14.96)	(14.38)	● 0	10	2	☆ 20	☆ 28	20 / 28	25	25-26	164.71	▼ (1.87)	● 17
WK11	124	149	171	444	148.00	163.57	▼ (15.57)	(13.57)	● 1	12	6	☆ 20	☆ 26	20 / 26	20	19-20	161.57	▼ (1.73)	● 20
WK12	181	226	203	610	203.33	167.18	▲ 36.15	37.16	● 3	27	29	★ 3	★ 1	3 / 1	17	17-18	166.18	▲ 3.62	● 1
WK13	204	157	173	534	178.00	168.08	▲ 9.92	19.03	● 2	20	23	☆ 11	☆ 7	11 / 7	26	25-26	158.97	▼ 0.90	● 5
WK14	181	179	229	589	196.33	170.26	▲ 26.08	35.98	● 3	24	27	★ 5	★ 2	5 / 2	24	23-24	160.36	▲ 2.17	● 2
WK15					170.26									/			162.18	-	
WK16	147	190	196	533	177.67	170.79	▲ 6.88	11.37	● 2	17	18	☆ 11	★ 10	11 / 10	21	21-22	166.30	▼ 0.53	● 6
WK17	134	172	146	452	150.67	169.44	▼ (18.78)	(12.51)	● 1	9	2	☆ 20	☆ 28	20 / 28	19	19-20	163.18	▼ (1.34)	● 16
WK18	183	143	172	498	166.00	169.23	▼ (3.23)	11.08	● 2	18	18	☆ 14	☆ 14	14 / 14	18	17-18	154.92	▼ (0.22)	● 11
WK19	137	176	132	445	148.33	168.00	▼ (19.67)	(14.96)	● 1	8	3	☆ 23	☆ 28	23 / 28	22	21-22	163.29	▼ (1.23)	● 19
WK20					168.00									/			163.45	-	
WK21	163	190	175	528	176.00	168.44	▲ 7.56	14.98	● 2	19	22	☆ 13	★ 10	13 / 10	17	17-18	161.02	▼ 0.44	● 7
WK22	170	182	168	520	173.33	168.70	▲ 4.63	8.30	● 2	20	14	☆ 11	☆ 16	11 / 16	22	21-22	165.03	▼ 0.26	● 8
WK23	176	134	0	310	155.00	168.24	▼ (13.24)	(5.49)	● 1	1	0	☆ 27	☆ 28	27 / 28	19	19-20	160.49	▼ (0.46)	● 22
WK24	167	180	154	501	167.00	168.18	▼ (1.18)	8.33	● 1	21	21	☆ 11	☆ 11	11 / 11	25	25-26	158.67	▼ (0.06)	● 10
WK25					168.18									/			159.57	-	
WK26	98	169	180	447	149.00	167.29	▼ (18.29)	(8.90)	● 2	12	6	☆ 20	☆ 26	20 / 26	18	17-18	157.90	▼ (0.89)	● 18
WK27					167.29									/				-	
WK28					167.29									/				-	
WK29					167.29									/				-	
WK30					167.29									/				-	
WK31					167.29									/				-	
WK32					167.29									/				-	
WK33					167.29									/				-	
WK34					167.29									/				-	
WK35					167.29									/				-	
<b>Average</b>	<b>158.18</b>	<b>171.27</b>	<b>172.67</b>	<b>494.27</b>	<b>167.11</b>	<b>166.80</b>	<b>0.93</b>	<b>6.46</b>	<b>1.79</b>	<b>16.18</b>	<b>15.00</b>	<b>14.18</b>	<b>15.91</b>	<b>14 / 15</b>			<b>160.73</b>	<b>2.57</b>	

GamesOver%= 52.31% PwrWin%= 46.99%

**Game by Game, Pair by Pair**

	High	Low	Avg	Last 5	17-18	19-20	21-22	23-24	25-26
Game 1	204.00	98.00	158.18	152.75	157.60	149.60	152.20	191.50	160.00
Game 2	226.00	115.00	171.27	166.25	176.40	147.20	184.40	191.00	169.20
Game 3	247.00	132.00	172.67	167.33	179.00	159.50	177.00	205.50	159.40
Average	170.79	155.33	167.29	148.17	171.00	152.10	171.20	196.00	162.87
Bowled					5	5	5	2	5

**Top 5 Weeks**

Top 5	Games	Series	Week	Game1	Game2	Game3	AvgWk	Average	Field Avg
1st	247	610	WK12	181	226	203	203.33	167.18	166.18
2nd	229	589	WK14	181	179	229	196.33	170.26	160.36
3rd	226	587	WK05	202	203	182	195.67	163.67	163.72
4th	204	587	WK06	138	202	247	195.67	169.00	165.05
5th	203	534	WK13	204	157	173	178.00	168.08	158.97

**Top Finishes**

Finishes	Scratch	Handicap
1st	0	2
Top 5	3	4
Top 10	5	7
Top 15	14	11

**Last 5 Weeks**

WK	Scratch	Hdcp
WK22	11	16
WK23	27	28
WK24	11	11
WK25	#VALUE!	#VALUE!
WK26	20	26
5 wk avg	17	20
Current	14	15
Difference	-3	-5

**Bowler of the Year**

Criteria#	Points	Totals
*POY* 1	356	Total Pts 871.9853
*POY* 2	315	Behind -824.3155
*POY* 3	-4.014652	POY Rank 17
*POY* 4	69	
*POY* 5	136	