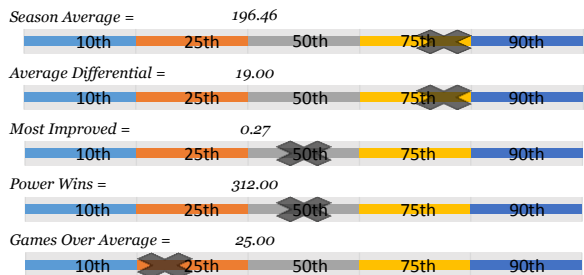


Joe S.

Bowler's Dashboard
RENO LEAGUE
2015/2016
Results as of WK26

PERFORMANCE MEASURE



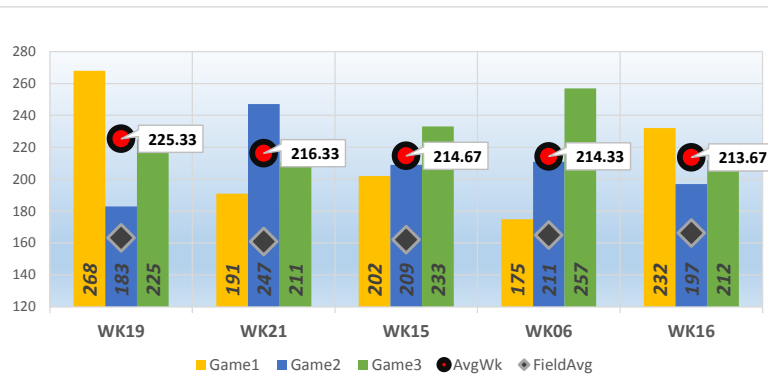
Season Average 196.46

Avg Differential 34.75

OverAvg (%) 0.446

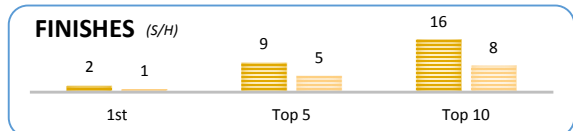
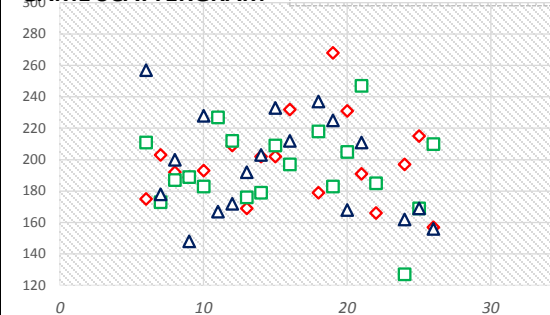
PowerWin (%) 0.535

11
BOWLER of the YEAR

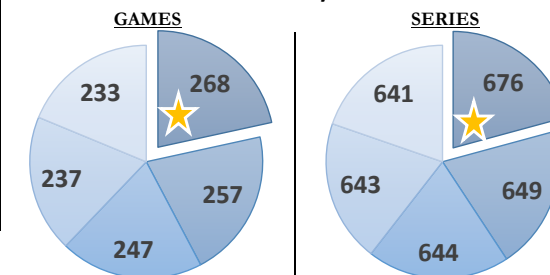


www.bowlerstats.com/statsheet/renoleague/Joe_S.pdf

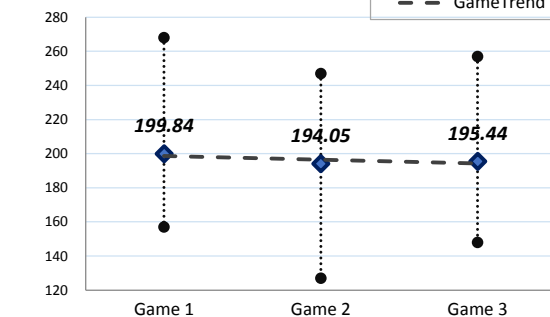
GAME SCATTERGRAM



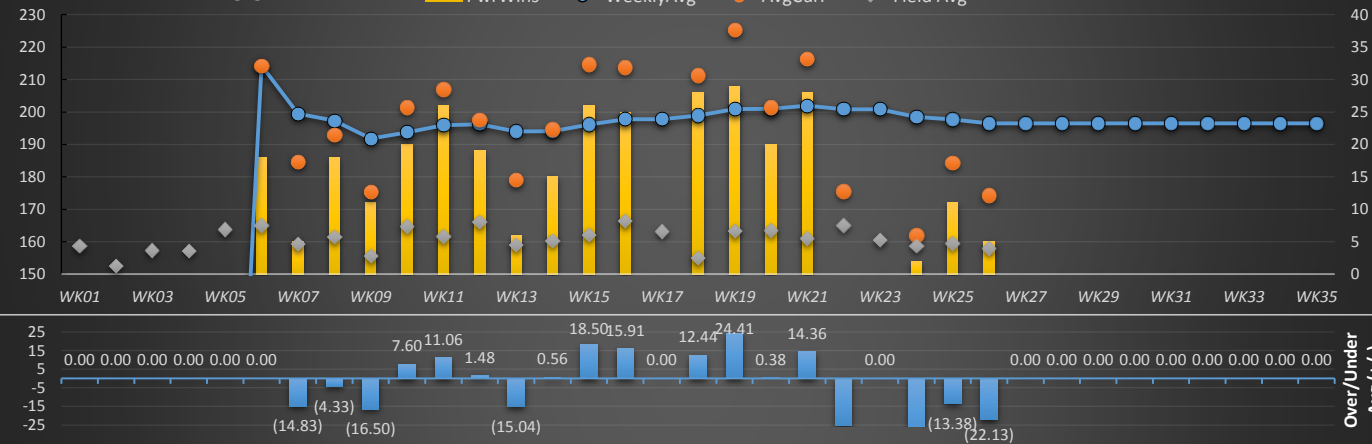
TOP GAMES/SERIES



GAME AVERAGE

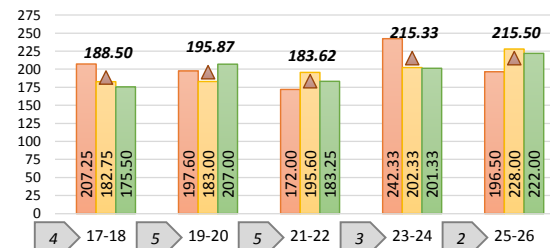


WEEKLY ANALYSIS



Last 5 Wks	Avg	Game 1	Game 2	Game 3	Series	Avg +/-	Change	AvgDiff	#OverAvg	PwrWins	Sch/Hdcp	Lane	GM Trend
WK22	200.85	166	185	0	351	(25.35)	(1.13)	10.47	0	0.0	30 / 31	21-22	↘
WK23	200.85						0.00				/		↔
WK24	198.52	197	127	162	486	(36.52)	(2.33)	3.33	0	2.0	13 / 30	17-18	↘
WK25	197.72	215	169	169	553	(13.38)	(0.80)	24.76	1	11.0	7 / 18	19-20	↘
WK26	196.46	157	210	156	523	(22.13)	(1.25)	16.44	1	5.0	8 / 27	21-22	↘
Avg (5WK)	198.88	183.75	172.75	162.33	478.25	(24.35)	(1.10)	13.75	1.00	6.0	14 / 26		↘
vs. Current	▲ 1.08	▼ -16.09	▼ -21.30	▼ -33.11	▼ -100.80	▼ -22.05	▼ -2.33	▼ -21.00	▼ -0.67	▼ -11.33	-8 / -12		↘

of weeks on pair LANE PERFORMANCE



Current Week = WK26																				
*Week#	*Game1	*Game2	*Game3	*Series(S)	*AvgCurr	*AvgUsed	*+/- Avg	*AvgDiff	*GmsOver	*Pwr(S)	*Pwr(H)	*Place(S)	*Place(H)	(S) / (H)	*Lane	Pair	FieldAvg	AvgChg	RANK	
WK01														/			158.76			
WK02														/			152.61			
WK03														/			157.32			
WK04														/			157.24			
WK05														/			163.72			
WK06	175	211	257	643	214.33	214.33	0.00	49.28	1	27	18	5	14	5/14	19	19-20	165.05		4	
WK07	203	173	178	554	184.67	199.50	(14.83)	25.29	1	24	5	7	26	7/26	20	19-20	159.38	(14.83)	13	
WK08	192	187	200	579	193.00	197.33	(4.33)	31.56	1	27	18	5	14	5/14	18	17-18	161.44	(2.17)	12	
WK09	189	189	148	526	175.33	191.83	(16.50)	19.75	0	24	11	11	24	11/24	21	21-22	155.58	(5.50)	16	
WK10	193	183	228	604	201.33	193.73	7.60	36.62	1	24	20	6	10	6/10	20	19-20	164.71	1.90	8	
WK11	227	227	167	621	207.00	195.94	11.06	45.43	2	28	26	4	6	4/6	23	23-24	161.57	2.21	7	
WK12	209	212	172	593	197.67	196.19	1.48	31.49	2	25	19	5	10	5/10	18	17-18	166.18	0.25	10	
WK13	169	176	192	537	179.00	194.04	(15.04)	20.03	0	21	6	9	24	9/24	22	21-22	158.97	(2.15)	15	
WK14	202	179	203	584	194.67	194.11	0.56	34.31	2	23	15	6	14	6/14	19	19-20	160.36	0.07	11	
WK15	202	209	233	644	214.67	196.17	18.50	52.49	3	27	26	1	1	1/1	25	25-26	162.18	2.06	3	
WK16	232	197	212	641	213.67	197.76	15.91	47.37	2	26	25	2	3	2/3	23	23-24	166.30	1.59	5	
WK17						197.76								/			163.18			
WK18	179	218	237	634	211.33	198.89	12.44	56.42	2	31	28	1	4	1/4	21	21-22	154.92	1.13	6	
WK19	268	183	225	676	225.33	200.92	24.41	62.04	2	29	29	2	2	2/2	24	23-24	163.29	2.03	1	
WK20	231	205	168	604	201.33	200.95	0.38	37.88	2	25	20	6	11	6/11	17	17-18	163.45	0.03	9	
WK21	191	247	211	649	216.33	201.98	14.36	55.31	2	28	28	4	4	4/4	26	25-26	161.02	1.03	2	
WK22	166	185	0	351	175.50	200.85	(25.35)	10.47	0	1	0	30	31	30/31	21	21-22	165.03	(1.13)	19	
WK23						200.85								/			160.49			
WK24	197	127	162	486	162.00	198.52	(36.52)	3.33	0	19	2	13	30	13/30	18	17-18	158.67	(2.33)	18	
WK25	215	169	169	553	184.33	197.72	(13.38)	24.76	1	22	11	7	18	7/18	20	19-20	159.57	(0.80)	14	
WK26	157	210	156	523	174.33	196.46	(22.13)	16.44	1	24	5	8	27	8/27	22	21-22	157.90	(1.25)	17	
WK27						196.46								/						
WK28						196.46								/						
WK29						196.46								/						
WK30						196.46								/						
WK31						196.46								/						
WK32						196.46								/						
WK33						196.46								/						
WK34						196.46								/						
WK35						196.46								/						
Average	199.84	194.05	195.44	579.05	196.10	197.80	(2.30)	34.75	1.67	23.95	17.33	6.95	14.37	6 / 14			160.73	1.23		
	0	0	1					GamesOver%=	44.64%	PwrWin%=	53.55%									

Game by Game, Pair by Pair

	High	Low	Avg	Last 5	17-18	19-20	21-22	23-24	25-26
Game 1	268.00	157.00	199.84	183.75	207.25	197.60	172.00	242.33	196.50
Game 2	247.00	127.00	194.05	172.75	182.75	183.00	195.60	202.33	228.00
Game 3	257.00	148.00	195.44	162.33	175.50	207.00	183.25	201.33	222.00
Average	214.33	191.83	196.46	159.42	188.50	195.87	183.62	215.33	215.50
Bowled				4	5	5	3	2	

Top 5 Weeks

Top 5	Games	Series	Week	Game1	Game2	Game3	AvgWk	Average	Field Avg
1st	268	676	WK19	268	183	225	225.33	200.92	163.29
2nd	257	649	WK21	191	247	211	216.33	201.98	161.02
3rd	247	644	WK15	202	209	233	214.67	196.17	162.18
4th	237	643	WK06	175	211	257	214.33	214.33	165.05
5th	233	641	WK16	232	197	212	213.67	197.76	166.30

Top Finishes

Finishes	Scratch	Handicap
1st	2	1
Top 5	9	5
Top 10	16	8
Top 15	18	12

Last 5 Weeks

WK	Scratch	Hdcp
WK22	30	31
WK23	#VALUE!	#VALUE!
WK24	13	30
WK25	7	18
WK26	8	27
5 wk avg	14	26
Current	6	14
Difference	-8	-12

Bowler of the Year

Criteria#	Points	Totals
POY 1	455	Total Pts 1133.369
POY 2	312	Behind -562.9318
POY 3	1.369048	POY Rank 11
POY 4	238	
POY 5	127	