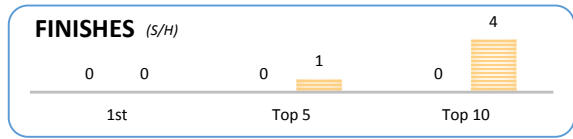
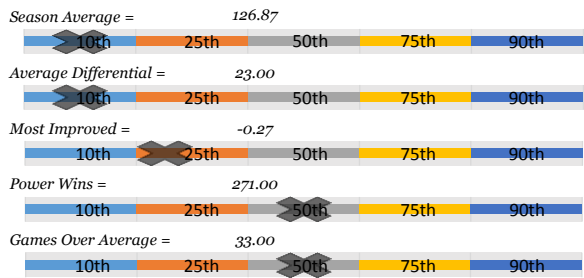


Bonnie N.

Bowler's Dashboard
RENO LEAGUE
2015/2016
Results as of WK26

PERFORMANCE MEASURE



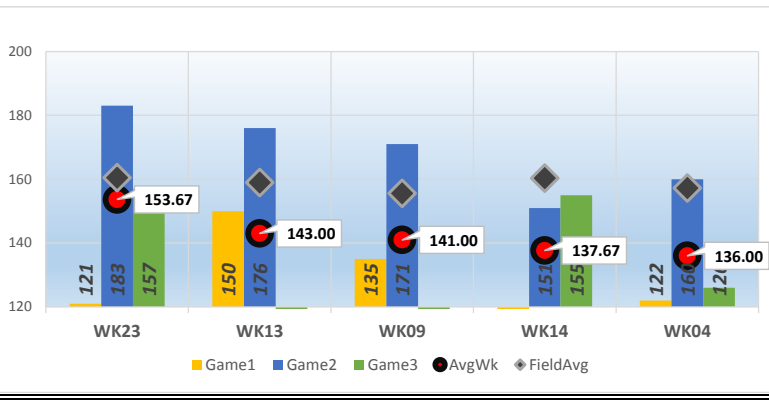
Season Average
126.87

Avg Differential
-33.65

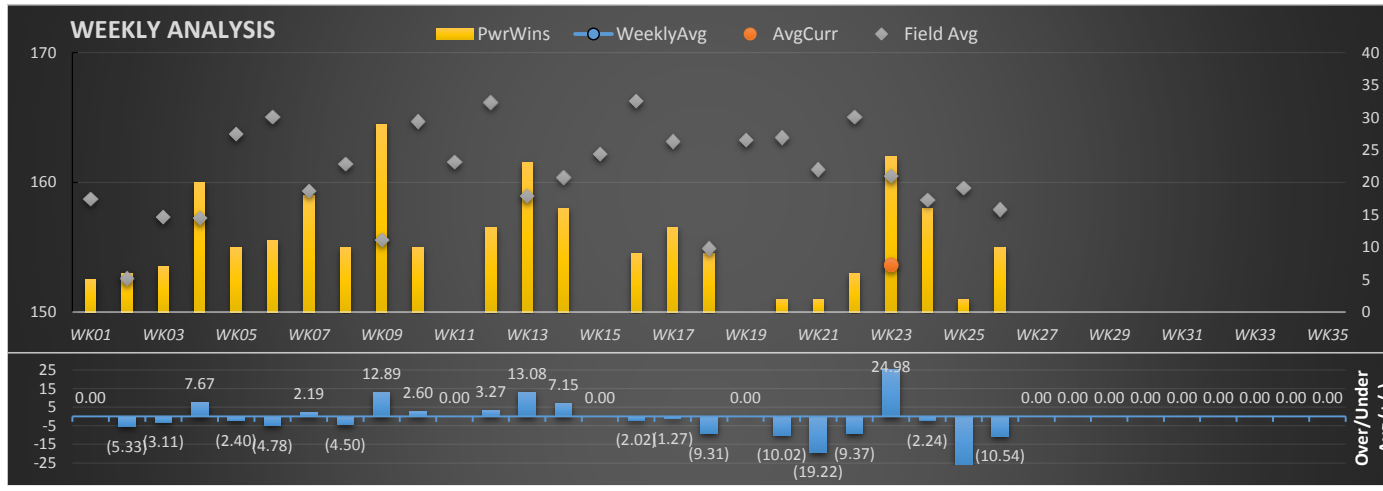
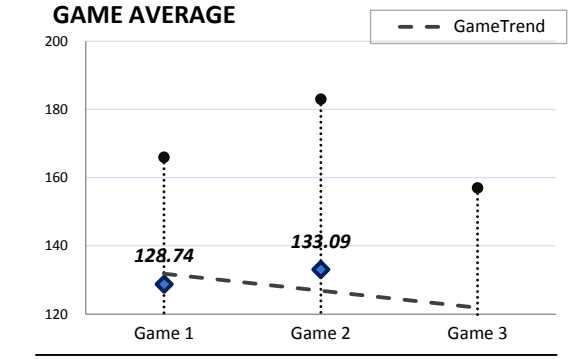
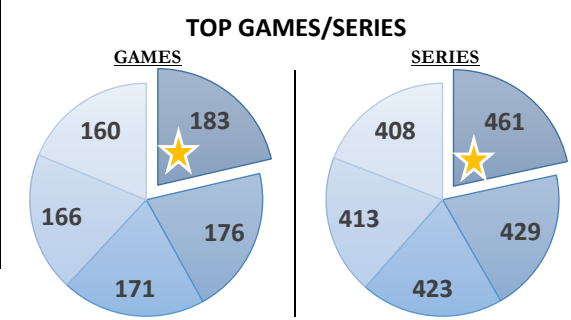
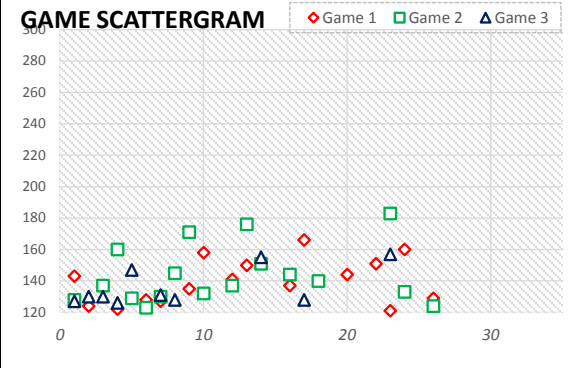
OverAvg (%)
0.478

PowerWin (%)
0.386

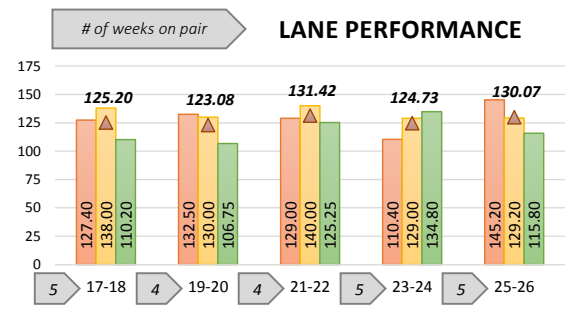
29
BOWLER of the YEAR



www.bowlerstats.com/statsheet/renoleague/Bonnie_N.pdf



Last 5 Wks	Avg	Game 1	Game 2	Game 3	Series	Avg +/-	Change	AvgDiff	#OverAvg	PwrWins	Sch/Hdcap	Lane	GM Trend
WK22	127.37	151	113	90	354	(9.37)	(0.52)	-47.03	1	6.0	29 / 25	19-20	
WK23	128.68	121	183	157	461	24.98	1.31	-6.82	2	24.0	15 / 4	21-22	
WK24	128.57	160	133	86	379	(2.24)	(0.11)	-32.33	2	16.0	28 / 15	25-26	
WK25	127.35	99	93	113	305	(25.68)	(1.22)	-57.91	0	2.0	29 / 27	17-18	
WK26	126.87	129	124	96	349	(10.54)	(0.48)	-41.56	1	10.0	30 / 22	19-20	
Avg (5WK)	127.77	132.00	129.20	108.40	369.60	(4.57)	(0.20)	-37.13	1.50	11.6	26 / 18		
vs. Current	▼-0.36	▲3.26	▼-3.89	▼-10.38	▼-11.01	▼-2.93	▼-1.23	▼-3.49	▼-0.07	▼-0.18	-1 / 0		



Current Week = WK26																			
*Week#	*Game1	*Game2	*Game3	*Series(S)	*AvgCurr	*AvgUsed	*+/- Avg	*AvgDiff	*GmsOver	*Pwr(S)	*Pwr(H)	*Place(S)	*Place(H)	(S) / (H)	*Lane	Pair	FieldAvg	AvgChg	RANK
WK01	143	128	127	398	132.67	132.67	0.00	(26.09)	1	3	5	23	21	23 / 21	21	21-22	158.76		6
WK02	124	112	130	366	122.00	127.33	(5.33)	(30.61)	1	4	6	25	22	25 / 22	26	25-26	152.61	↓ (5.33)	15
WK03	101	137	130	368	122.67	125.78	(3.11)	(34.66)	2	2	7	28	22	28 / 22	24	23-24	157.32	↓ (1.56)	14
WK04	122	160	126	408	136.00	128.33	7.67	(21.24)	1	6	20	23	★ 9	23 / 9	19	19-20	157.24	↑ 2.56	5
WK05	100	129	147	376	125.33	127.73	(2.40)	(38.39)	2	1	10	28	19	28 / 19	23	23-24	163.72	↓ (0.60)	13
WK06	128	123	115	366	122.00	126.78	(4.78)	(43.05)	1	3	11	29	21	29 / 21	20	19-20	165.05	↓ (0.96)	16
WK07	127	130	131	388	129.33	127.14	2.19	(30.04)	2	6	18	25	★ 13	25 / 13	24	23-24	159.38	↓ 0.37	9
WK08	93	145	128	366	122.00	126.50	(4.50)	(39.44)	2	2	10	30	22	30 / 22	17	17-18	161.44	↓ (0.64)	17
WK09	135	171	117	423	141.00	128.11	12.89	(14.58)	2	13	29	22	★ 6	22 / 6	25	25-26	155.58	↑ 1.61	3
WK10	158	132	103	393	131.00	128.40	2.60	(33.71)	2	5	10	25	20	25 / 20	18	17-18	164.71	↑ 0.29	8
WK11						128.40								/			161.57	-	
WK12	141	137	118	396	132.00	128.73	3.27	(34.18)	2	4	13	26	17	26 / 17	26	25-26	166.18	↓ 0.33	7
WK13	150	176	103	429	143.00	129.92	13.08	(15.97)	2	13	23	18	★ 7	18 / 7	17	17-18	158.97	↑ 1.19	2
WK14	107	151	155	413	137.67	130.51	7.15	(22.69)	2	8	16	21	★ 12	21 / 12	23	23-24	160.36	↓ 0.60	4
WK15						130.51								/			162.18	-	
WK16	137	144	104	385	128.33	130.36	(2.02)	(37.96)	2	3	9	25	19	25 / 19	18	17-18	166.30	↓ (0.16)	11
WK17	166	93	128	387	129.00	130.27	(1.27)	(34.18)	1	3	13	27	16	27 / 16	25	25-26	163.18	↓ (0.09)	10
WK18	108	140	113	361	120.33	129.65	(9.31)	(34.58)	1	5	9	27	23	27 / 23	22	21-22	154.92	↓ (0.62)	18
WK19						129.65								/			163.29	-	
WK20	144	109	104	357	119.00	129.02	(10.02)	(44.45)	1	3	2	28	29	28 / 29	21	21-22	163.45	↓ (0.63)	19
WK21	117	98	111	326	108.67	127.89	(19.22)	(52.35)	0	3	2	29	30	29 / 30	24	23-24	161.02	↓ (1.13)	22
WK22	151	113	90	354	118.00	127.37	(9.37)	(47.03)	1	2	6	29	25	29 / 25	19	19-20	165.03	↓ (0.52)	20
WK23	121	183	157	461	153.67	128.68	24.98	(6.82)	2	13	24	★ 15	★ 4	15 / 4	22	21-22	160.49	↑ 1.31	1
WK24	160	133	86	379	126.33	128.57	(2.24)	(32.33)	2	4	16	28	★ 15	28 / 15	26	25-26	158.67	↓ (0.11)	12
WK25	99	93	113	305	101.67	127.35	(25.68)	(57.91)	0	0	2	29	27	29 / 27	18	17-18	159.57	↓ (1.22)	23
WK26	129	124	96	349	116.33	126.87	(10.54)	(41.56)	1	2	10	30	22	30 / 22	20	19-20	157.90	↓ (0.48)	21
WK27						126.87								/				-	
WK28						126.87								/				-	
WK29						126.87								/				-	
WK30						126.87								/				-	
WK31						126.87								/				-	
WK32						126.87								/				-	
WK33						126.87								/				-	
WK34						126.87								/				-	
WK35						126.87								/				-	
Average	128.74	133.09	118.78	380.61	126.87	128.12	(1.63)	(33.65)	1.57	4.91	11.78	25.65	18.30	25 / 18			160.73	1.03	

GamesOver%= 47.83% PwrWin%= 38.64%

Game by Game, Pair by Pair

	High	Low	Avg	Last 5	17-18	19-20	21-22	23-24	25-26
Game 1	166.00	93.00	128.74	132.00	127.40	132.50	129.00	110.40	145.20
Game 2	183.00	93.00	133.09	129.20	138.00	130.00	140.00	129.00	129.20
Game 3	157.00	86.00	118.78	108.40	110.20	106.75	125.25	134.80	115.80
Average	132.67	125.78	126.87	123.20	125.20	123.08	131.42	124.73	130.07
Bowled					5	4	4	5	5

Top 5 Weeks

Top 5	Games	Series	Week	Game1	Game2	Game3	AvgWk	Average	Field Avg
1st	183	461	WK23	121	183	157	153.67	128.68	160.49
2nd	176	429	WK13	150	176	103	143.00	129.92	158.97
3rd	171	423	WK09	135	171	117	141.00	128.11	155.58
4th	166	413	WK14	107	151	155	137.67	130.51	160.36
5th	160	408	WK04	122	160	126	136.00	128.33	157.24

Top Finishes

Finishes	Scratch	Handicap
1st	0	0
Top 5	0	1
Top 10	0	4
Top 15	1	7

Last 5 Weeks

WK	Scratch	Hdcp
WK22	29	25
WK23	15	4
WK24	28	15
WK25	29	27
WK26	30	22
5 wk avg	26	18
Current	25	18
Difference	-1	0

Bowler of the Year

Criteria#	Points	Totals
POY 1	108	Total Pts 415.6335
POY 2	271	Behind -1280.667
POY 3	-1.36646	POY Rank 29
POY 4	1	
POY 5	37	