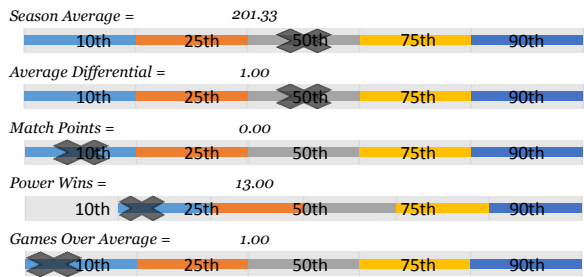


Roy B.

Bowler's Dashboard
BUSINESSMEN
 2015/2016
 Results as of WK32

PERFORMANCE MEASURE

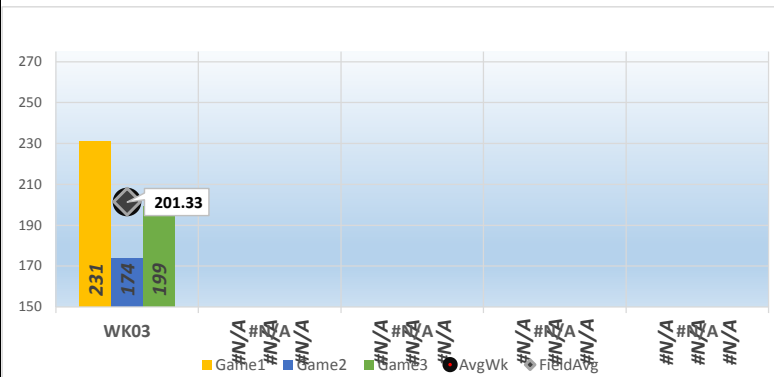


Season Average
 201.33

Avg Differential
 -0.23


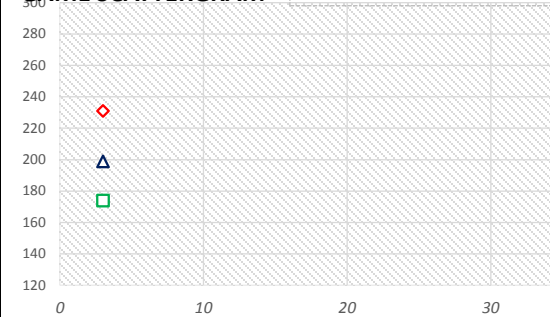
OverAvg (%)
 0.333

PowerWin (%)
 0.351

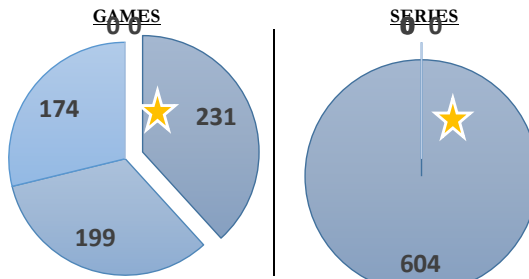


www.bowlerstats.com/statsheet/businessmen/Roy_B.pdf

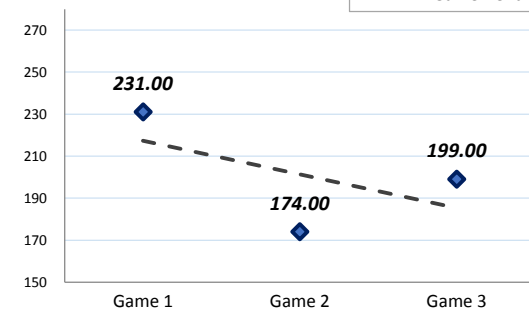
GAME SCATTERGRAM



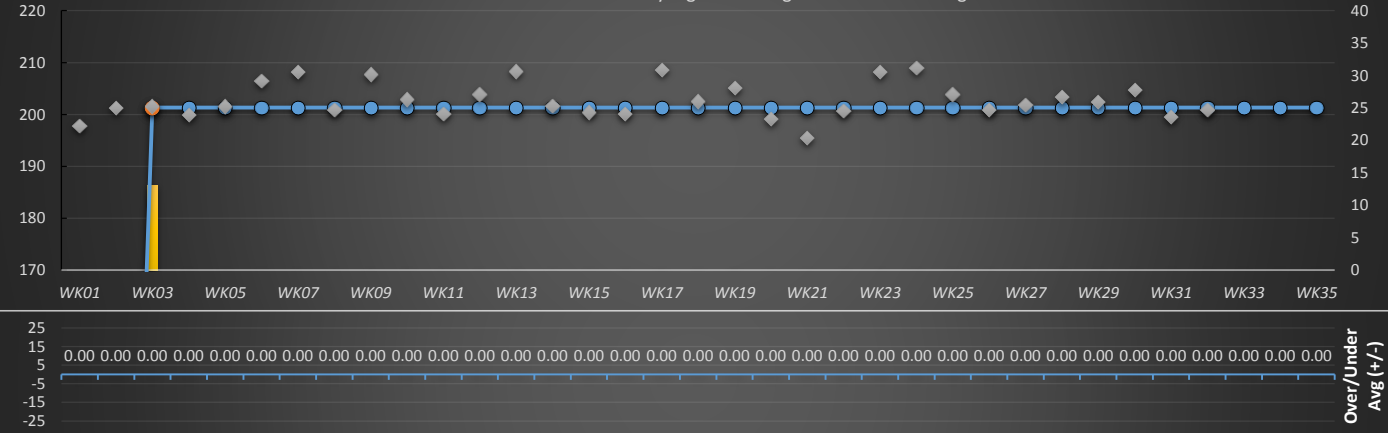
TOP GAMES/SERIES



GAME AVERAGE

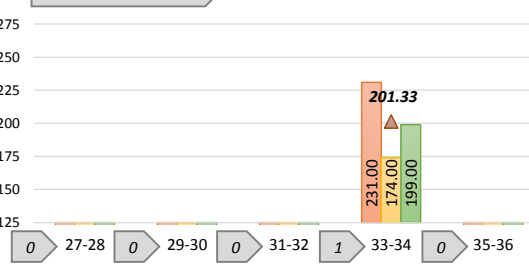


WEEKLY ANALYSIS



Last 5 Wks	Avg	Game 1	Game 2	Game 3	Series	Avg +/-	Change	AvgDiff	#OverAvg	PwrWins	Sch/Hdcp	Lane	GM Trend
WK28	201.33						↑ 0.00				/		→
WK29	201.33						↑ 0.00				/		→
WK30	201.33						↑ 0.00				/		→
WK31	201.33						↑ 0.00				/		→
WK32	201.33						↑ 0.00				/		→
Avg (5WK)	201.33						↑ 0.00						→
vs. Current	△ 0.00	#VALUE!	#VALUE!	#VALUE!	#VALUE!	#VALUE!	△ 0.00	#VALUE!	#VALUE!	#VALUE!			→

LANE PERFORMANCE



WK32		Current Week = WK32																	
*Week#	*Game1	*Game2	*Game3	*Series(S)	*AvgCurr	*AvgUsed	*+/- Avg	*AvgDiff	*GmsOver	*Pwr(S)	*Pwr(H)	*Place(S)	*Place(H)	(S) / (H)	*Lane	Pair	FieldAvg	AvgChg	RANK
WK01														/			197.77		
WK02														/			201.33		
WK03	231	174	199	604	201.33	201.33	▲ 0.00	(0.23)	● 1	15	13	22	23	22 / 23	34	33-34	201.56		● 1
WK04						201.33								/			199.96		
WK05						201.33								/			201.54		
WK06						201.33								/			206.45		
WK07						201.33								/			208.22		
WK08						201.33								/			200.92		
WK09						201.33								/			207.72		
WK10						201.33								/			202.91		
WK11						201.33								/			200.12		
WK12						201.33								/			203.89		
WK13						201.33								/			208.36		
WK14						201.33								/			201.66		
WK15						201.33								/			200.35		
WK16						201.33								/			200.14		
WK17						201.33								/			208.59		
WK18						201.33								/			202.54		
WK19						201.33								/			205.09		
WK20						201.33								/			199.15		
WK21						201.33								/			195.40		
WK22						201.33								/			200.71		
WK23						201.33								/			208.12		
WK24						201.33								/			209.00		
WK25						201.33								/			203.85		
WK26						201.33								/			200.92		
WK27						201.33								/			201.86		
WK28						201.33								/			203.38		
WK29						201.33								/			202.38		
WK30						201.33								/			204.71		
WK31						201.33								/			199.50		
WK32						201.33								/			200.83		
WK33						201.33								/					
WK34						201.33								/					
WK35						201.33								/					
Average	231.00	174.00	199.00	604.00	201.33	201.33	#DIV/0!	(0.23)	1.00	15.00	13.00	22.00	23.00	22 / 23	#DIV/0!		202.78		
	0	0	0					GamesOver%=	33.33%	PwrWin%=	35.14%								

Game by Game, Pair by Pair

	High	Low	Avg	Last 5	27-28	29-30	31-32	33-34	35-36
Game 1	231.00	231.00	231.00		#DIV/0!	#DIV/0!	#DIV/0!	231.00	#DIV/0!
Game 2	174.00	174.00	174.00		#DIV/0!	#DIV/0!	#DIV/0!	174.00	#DIV/0!
Game 3	199.00	199.00	199.00		#DIV/0!	#DIV/0!	#DIV/0!	199.00	#DIV/0!
Average	201.33	201.33	201.33	#VALUE!	#DIV/0!	#DIV/0!	#DIV/0!	201.33	#DIV/0!
Bowled					0	0	0	1	0

Top 5 Weeks

Top 5	Games	Series	Week	Game1	Game2	Game3	AvgWk	Average	Field Avg
1st	231	604	WK03	231	174	199	201.33	201.33	201.56
2nd	199	#NUM!	#N/A	#N/A	#N/A	#N/A	#N/A	#N/A	#N/A
3rd	174	#NUM!	#N/A	#N/A	#N/A	#N/A	#N/A	#N/A	#N/A
4th	#NUM!	#NUM!	#N/A	#N/A	#N/A	#N/A	#N/A	#N/A	#N/A
5th	#NUM!	#NUM!	#N/A	#N/A	#N/A	#N/A	#N/A	#N/A	#N/A

Top Finishes

Finishes	Scratch	Handicap
1st	0	0
Top 5	0	0
Top 10	0	0
Top 15	0	0

Last 5 Weeks

WK	Scratch	Hdcp
WK28	#VALUE!	#VALUE!
WK29	#VALUE!	#VALUE!
WK30	#VALUE!	#VALUE!
WK31	#VALUE!	#VALUE!
WK32	#VALUE!	#VALUE!
5 wk avg	#DIV/0!	#DIV/0!
Current	22	23
Difference	#DIV/0!	#DIV/0!

Bowler of the Year

Criteria#	Points	Totals
POY 1	15	Total Pts 28
POY 2	13	Behind -2614.5
POY 3	0	POY Rank 53
POY 4	0	
POY 5	0	