

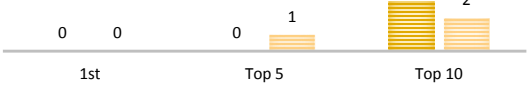
Gizmo S.

Bowler's Dashboard
BUSINESSMEN
2015/2016
Results as of WK32

PERFORMANCE MEASURE



FINISHES (S/H)



Season Average

206.67

OverAvg (%)

0.556



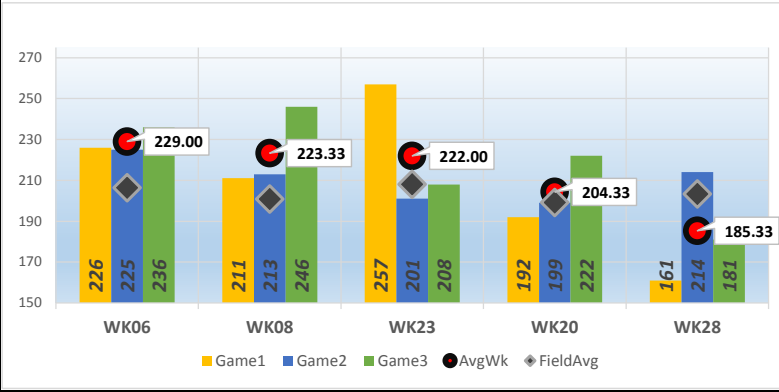
BOWLER of the YEAR

Avg Differential

3.64

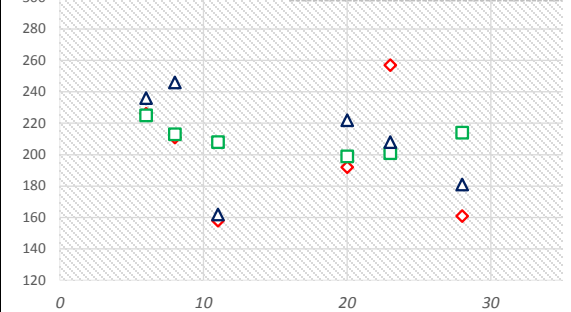
PowerWin (%)

0.483

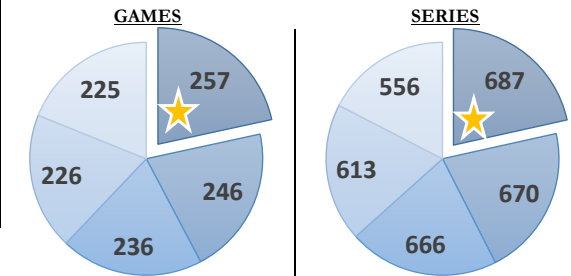


www.bowlerstats.com/statsheet/businessmen/Gizmo_S.pdf

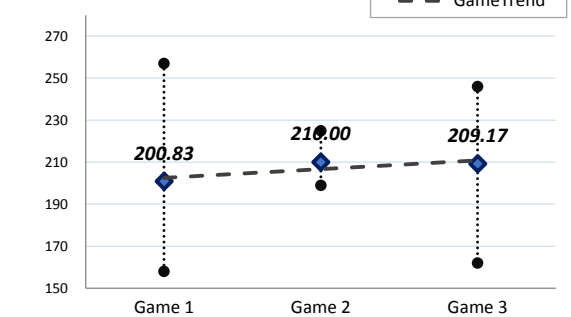
GAME SCATTERGRAM



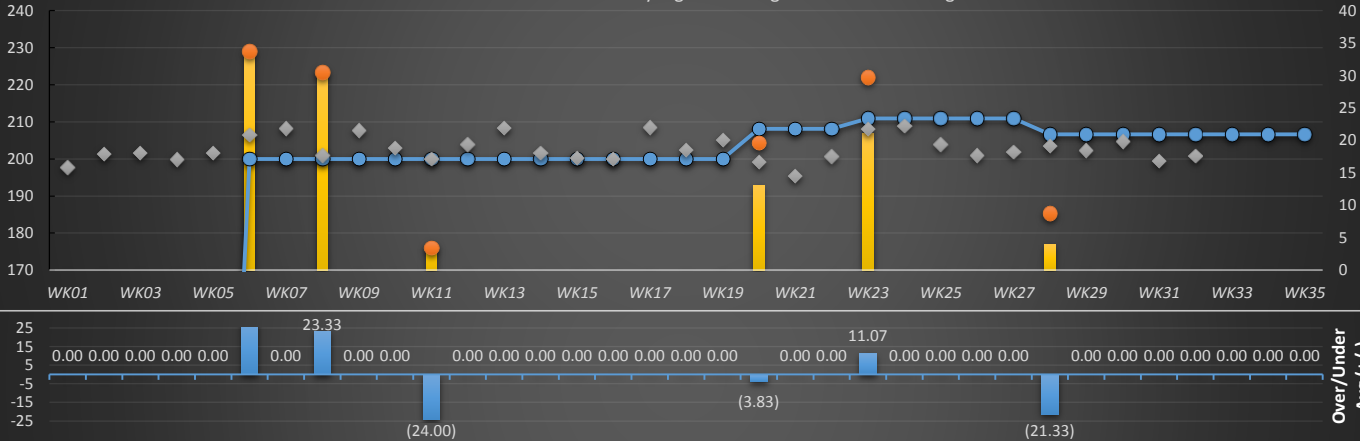
TOP GAMES/SERIES



GAME AVERAGE

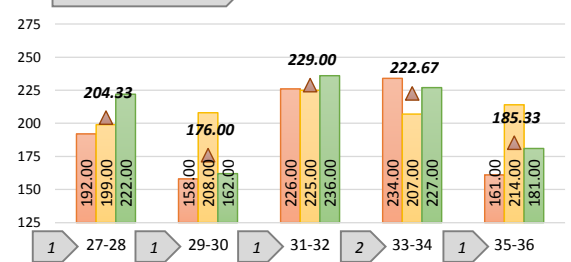


WEEKLY ANALYSIS



Last 5 Wks	Avg	Game 1	Game 2	Game 3	Series	Avg +/-	Change	AvgDiff	#OverAvg	PwrWins	Sch/Hdcp	Lane	GM Trend
WK28	206.67	161	214	181	556	(21.33)	(4.27)	-18.05	1	4.0	30 / 35	35-36	
WK29	206.67						0.00				/		
WK30	206.67						0.00				/		
WK31	206.67						0.00				/		
WK32	206.67						0.00				/		
Avg (5WK)	206.67	161.00	214.00	181.00	556.00	(21.33)	(0.85)	-18.05	1.00	4.0	30 / 35		
vs. Current	2.25	▼39.83	▲4.00	▼28.17	▼64.00	▼23.71	▲1.40	▼21.69	▼0.67	▼13.67	-12 / -16		

of weeks on pair LANE PERFORMANCE



Current Week = WK32																			
*Week#	*Game1	*Game2	*Game3	*Series(S)	*AvgCurr	*AvgUsed	*+/- Avg	*AvgDiff	*GmsOver	*Pwr(S)	*Pwr(H)	*Place(S)	*Place(H)	(S) / (H)	*Lane	Pair	FieldAvg	AvgChg	RANK
WK01														/			197.77		
WK02														/			201.33	-	
WK03														/			201.56	-	
WK04														/			199.96	-	
WK05														/			201.54	-	
WK06	226	225	236	687	229.00	200.00	▲ 29.00	22.55	3	29	33	★ 8	★ 4	8 / 4	32	31-32	206.45	-	1
WK07					200.00									/			208.22	-	
WK08	211	213	246	670	223.33	200.00	▲ 23.33	22.41	3	27	31	★ 8	★ 6	8 / 6	33	33-34	200.92	-	2
WK09					200.00									/			207.72	-	
WK10					200.00									/			202.91	-	
WK11	158	208	162	528	176.00	200.00	▼ (24.00)	(24.12)	1	6	4			32 / 34	30	29-30	200.12	-	6
WK12					200.00									/			203.89	-	
WK13					200.00									/			208.36	-	
WK14					200.00									/			201.66	-	
WK15					200.00									/			200.35	-	
WK16					200.00									/			200.14	-	
WK17					200.00									/			208.59	-	
WK18					200.00									/			202.54	-	
WK19					200.00									/			205.09	-	
WK20	192	199	222	613	204.33	208.17	▼ (3.83)	5.19	1	16	13			20 / 23	28	27-28	199.15	▲ 8.17	4
WK21					208.17									/			195.40	-	
WK22					208.17									/			200.71	-	
WK23	✓ 257	201	208	666	222.00	210.93	▲ 11.07	13.88	1	25	21	★ 10	★ 14	10 / 14	34	33-34	208.12	▲ 2.77	3
WK24					210.93									/			209.00	-	
WK25					210.93									/			203.85	-	
WK26					210.93									/			200.92	-	
WK27					210.93									/			201.86	-	
WK28	161	214	181	556	185.33	206.67	▼ (21.33)	(18.05)	1	9	4			30 / 35	36	35-36	203.38	▼ (4.27)	5
WK29					206.67									/			202.38	-	
WK30					206.67									/			204.71	-	
WK31					206.67									/			199.50	-	
WK32					206.67									/			200.83	-	
WK33					206.67									/				-	
WK34					206.67									/				-	
WK35					206.67									/				-	
Average	200.83	210.00	209.17	620.00	206.67	204.42	2.37	3.64	1.67	18.67	17.67	18.00	19.33	18 / 19	32.20		202.78	(2.25)	

GamesOver%= 55.56% PwrWin%= 48.31%

Game by Game, Pair by Pair

	High	Low	Avg	Last 5	27-28	29-30	31-32	33-34	35-36
Game 1	257.00	158.00	200.83	161.00	192.00	158.00	226.00	234.00	161.00
Game 2	225.00	199.00	210.00	214.00	199.00	208.00	225.00	207.00	214.00
Game 3	246.00	162.00	209.17	181.00	222.00	162.00	236.00	227.00	181.00
Average	210.93	200.00	206.67	185.33	204.33	176.00	229.00	222.67	185.33
Bowled					1	1	1	2	1

Top 5 Weeks

Top 5	Games	Series	Week	Game1	Game2	Game3	AvgWk	Average	Field Avg
1st	257	687	WK06	226	225	236	229.00	200.00	206.45
2nd	246	670	WK08	211	213	246	223.33	200.00	200.92
3rd	236	666	WK23	257	201	208	222.00	210.93	208.12
4th	226	613	WK20	192	199	222	204.33	208.17	199.15
5th	225	556	WK28	161	214	181	185.33	206.67	203.38

Top Finishes

Finishes	Scratch	Handicap
1st	0	0
Top 5	0	1
Top 10	3	2
Top 15	3	3

Last 5 Weeks

WK	Scratch	Hdcp
WK28	30	35
WK29	#VALUE!	#VALUE!
WK30	#VALUE!	#VALUE!
WK31	#VALUE!	#VALUE!
WK32	#VALUE!	#VALUE!
5 wk avg	30	35
Current	18	19
Difference	-12	-16

Bowler of the Year

Criteria#	Points	Totals
POY 1	112	Total Pts 274
POY 2	106	Behind -2368.5
POY 3	15	POY Rank 46
POY 4	18	
POY 5	23	