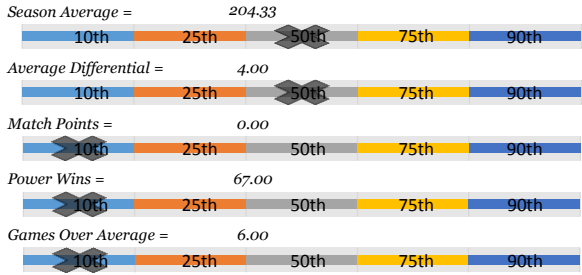


Dustin T.

Bowler's Dashboard  
**BUSINESSMEN**  
 2015/2016  
 Results as of WK32



PERFORMANCE MEASURE



Season Average

204.33

OverAvg (%)

0.500



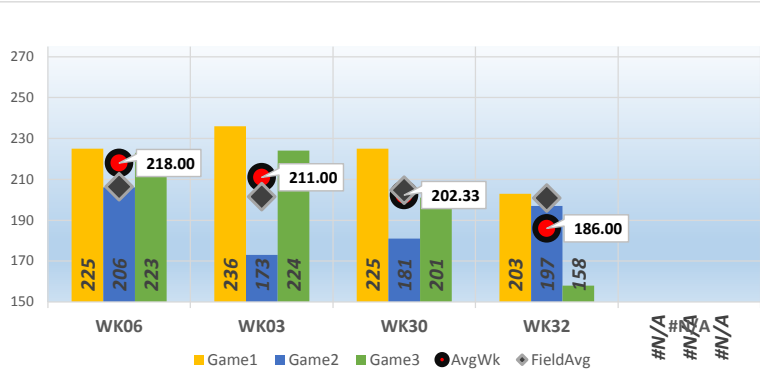
**BOWLER of the YEAR**

Avg Differential

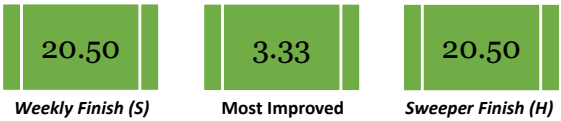
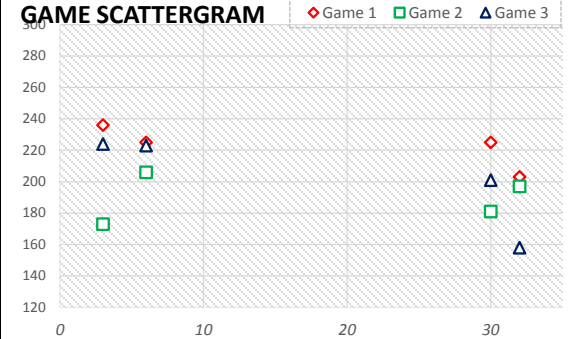
0.95

PowerWin (%)


0.450



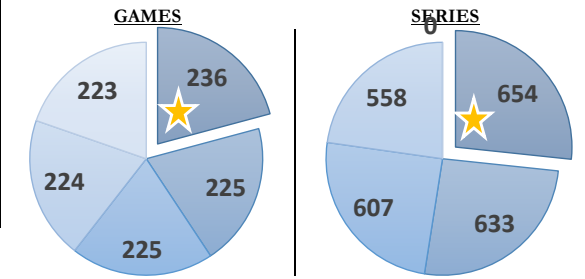
www.bowlerstats.com/statsheet/businessmen/Dustin\_T.pdf



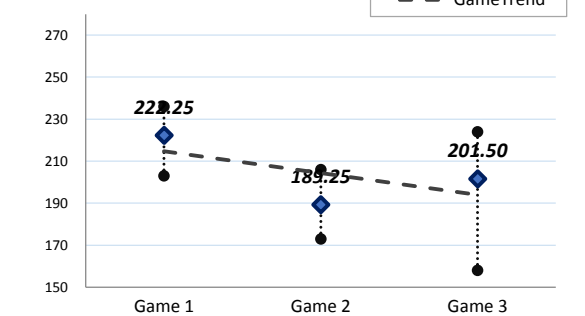
FINISHES (S/H)



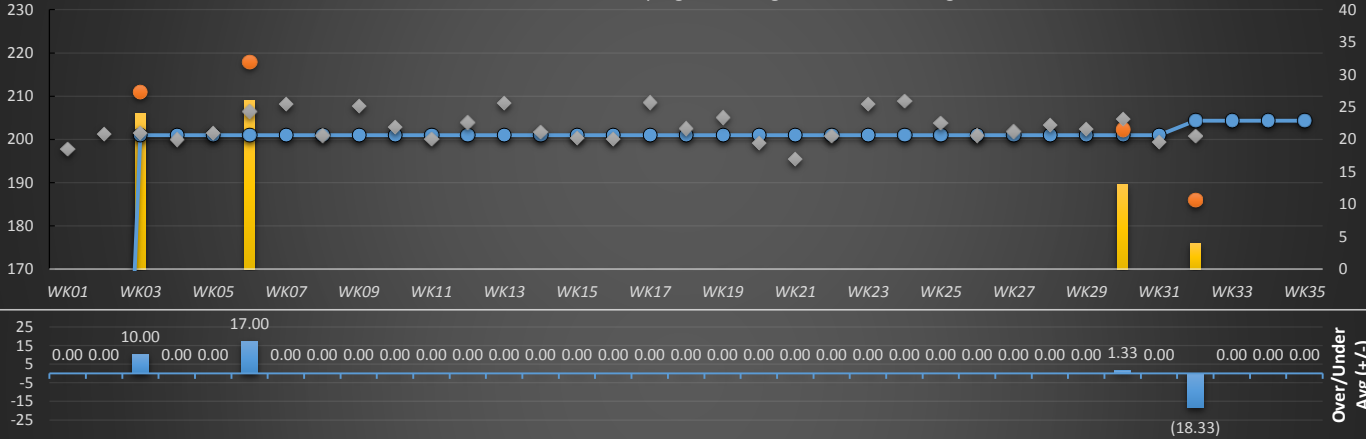
TOP GAMES/SERIES



GAME AVERAGE

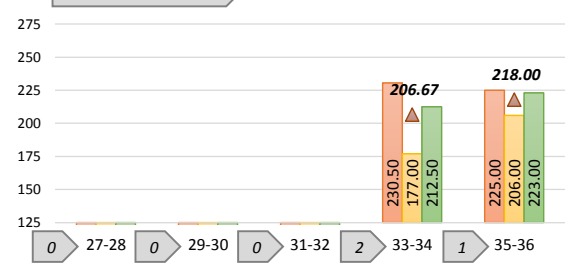


WEEKLY ANALYSIS



Last 5 Wks	Avg	Game 1	Game 2	Game 3	Series	Avg +/-	Change	AvgDiff	#OverAvg	PwrWins	Sch/Hdcp	Lane	GM Trend
WK28	201.00						0.00				/		
WK29	201.00						0.00				/		
WK30	201.00	225	181	201	607	1.33	0.00	-2.38	1	13.0	22 / 24	33-34	
WK31	201.00						0.00				/		
WK32	204.33	203	197	158	558	(18.33)	3.33	-14.83	0	4.0	31 / 34		
<b>Avg (5WK)</b>	201.67	214.00	189.00	179.50	582.50	(8.50)	0.67	-8.61	1.00	8.5	26 / 29		
<b>vs. Current</b>	0.26	-8.25	-0.25	-22.00	-30.50	-11.00	3.60	-9.55	-1.00	-8.25	-6 / -9		

# of weeks on pair LANE PERFORMANCE



WK32		Current Week = WK32																		
*Week#	*Game1	*Game2	*Game3	*Series(S)	*AvgCurr	*AvgUsed	*+/- Avg	*AvgDiff	*GmsOver	*Pwr(S)	*Pwr(H)	*Place(S)	*Place(H)	(S) / (H)	*Lane	Pair	FieldAvg	AvgChg	RANK	
WK01														/			197.77			
WK02														/			201.33			
WK03	236	173	224	633	211.00	201.00	▲ 10.00	9.44	2	24	24	☆ 13	☆ 13	13 / 13	33	33-34	201.56		2	
WK04						201.00								/			199.96			
WK05						201.00								/			201.54			
WK06	225	206	223	654	218.00	201.00	▲ 17.00	11.55	3	21	26	16	☆ 11	16 / 11	36	35-36	206.45		1	
WK07						201.00								/			208.22			
WK08						201.00								/			200.92			
WK09						201.00								/			207.72			
WK10						201.00								/			202.91			
WK11						201.00								/			200.12			
WK12						201.00								/			203.89			
WK13						201.00								/			208.36			
WK14						201.00								/			201.66			
WK15						201.00								/			200.35			
WK16						201.00								/			200.14			
WK17						201.00								/			208.59			
WK18						201.00								/			202.54			
WK19						201.00								/			205.09			
WK20						201.00								/			199.15			
WK21						201.00								/			195.40			
WK22						201.00								/			200.71			
WK23						201.00								/			208.12			
WK24						201.00								/			209.00			
WK25						201.00								/			203.85			
WK26						201.00								/			200.92			
WK27						201.00								/			201.86			
WK28						201.00								/			203.38			
WK29						201.00								/			202.38			
WK30	225	181	201	607	202.33	201.00	▲ 1.33	(2.38)	1	16	13	22	24	22 / 24	33	33-34	204.71		3	
WK31						201.00								/			199.50			
WK32	203	197	158	558	186.00	204.33	▼ (18.33)	(14.83)	0	7	4	31	34	31 / 34	0		200.83	▲ 3.33	4	
WK33						204.33								/						
WK34						204.33								/						
WK35						204.33								/						
<b>Average</b>	<b>222.25</b>	<b>189.25</b>	<b>201.50</b>	<b>613.00</b>	<b>204.33</b>	<b>201.40</b>	<b>2.50</b>	<b>0.95</b>	<b>2.00</b>	<b>17.00</b>	<b>16.75</b>	<b>20.50</b>	<b>20.50</b>	<b>20 / 20</b>	<b>33.00</b>		<b>202.78</b>	<b>(2.93)</b>		

GamesOver%= 50.00% PwrWin%= 44.97%

**Game by Game, Pair by Pair**

	High	Low	Avg	Last 5	27-28	29-30	31-32	33-34	35-36
Game 1	236.00	203.00	222.25	214.00	#DIV/0!	#DIV/0!	#DIV/0!	230.50	225.00
Game 2	206.00	173.00	189.25	189.00	#DIV/0!	#DIV/0!	#DIV/0!	177.00	206.00
Game 3	224.00	158.00	201.50	179.50	#DIV/0!	#DIV/0!	#DIV/0!	212.50	223.00
Average	204.33	201.00	204.33	194.17	#DIV/0!	#DIV/0!	#DIV/0!	206.67	218.00
Bowled					0	0	0	2	1

**Top 5 Weeks**

Top 5	Games	Series	Week	Game1	Game2	Game3	AvgWk	Average	Field Avg
1st	236	654	WK06	225	206	223	218.00	201.00	206.45
2nd	225	633	WK03	236	173	224	211.00	201.00	201.56
3rd	225	607	WK30	225	181	201	202.33	201.00	204.71
4th	224	558	WK32	203	197	158	186.00	204.33	200.83
5th	223	#NUM!	#N/A	#N/A	#N/A	#N/A	#N/A	#N/A	#N/A

**Top Finishes**

Finishes	Scratch	Handicap
1st	0	0
Top 5	0	0
Top 10	0	0
Top 15	1	2

**Last 5 Weeks**

WK	Scratch	Hdcp
WK28	#VALUE!	#VALUE!
WK29	#VALUE!	#VALUE!
WK30	22	24
WK31	#VALUE!	#VALUE!
WK32	31	34
5 wk avg	26	29
Current	20	20
Difference	-6	-9

**Bowler of the Year**

Criteria#	Points	Totals
*POY* 1	68	Total Pts 138
*POY* 2	67	Behind -2504.5
*POY* 3	0	POY Rank 49
*POY* 4	1	
*POY* 5	2	