Scott Ho.

Bowler's Dashboard
BUSINESSMEN
2014/2015
Results as of WK34

PERFORMANCE MEASURE

Season Average = 202.72
10th | 25th | 50th | 75th | 90th

Average Differential = 31.00
10th | 25th | 50th | 75th | 90th

Match Points = 52.00
10th | 25th | 50th | 75th | 90th

Power Wins = 522.00
10th | 25th | 50th | 75th | 90th

Games Over Average = 52.00
10th | 25th | 50th | 75th | 90th

17.90	8.72	19.45
Weekly Finish (S)	Most Improved	*Sweeper Finish (H)*

FINISHES *(S/H)*

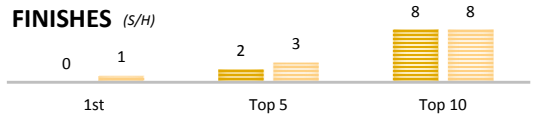

bowlerstats.com

Season Average		Avg Differential
202.72	22	4.13
OverAvg (%)	BOWLER of the YEAR	**PowerWin (%)**
0.565		0.456

BEST 5 WEEKS

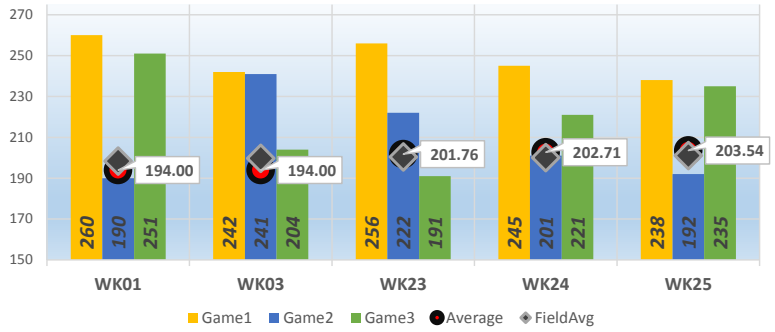

www.bowlerstats.com/statsheet/businessmen/Scott_Ho.pdf

GAME SCATTERGRAM

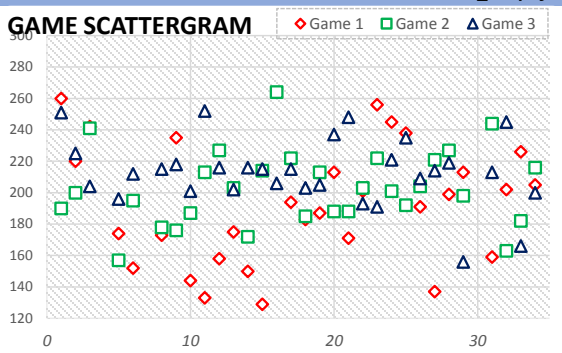

TOP GAMES/SERIES

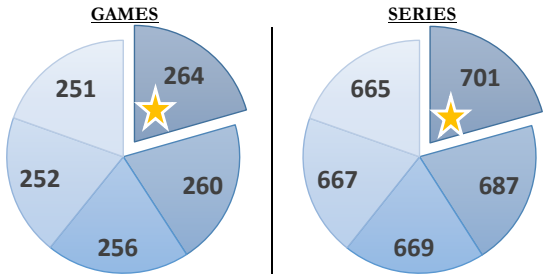

GAME AVERAGE

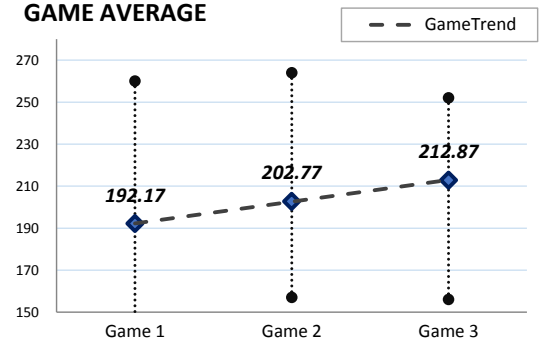

WEEKLY ANALYSIS

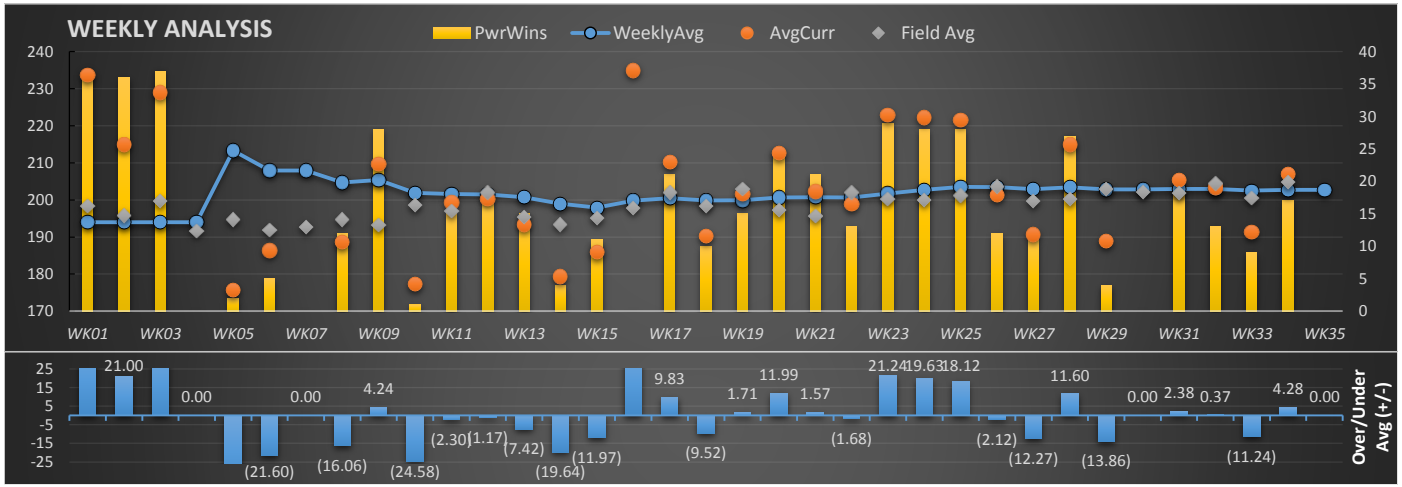

LANE PERFORMANCE

# of weeks on pair

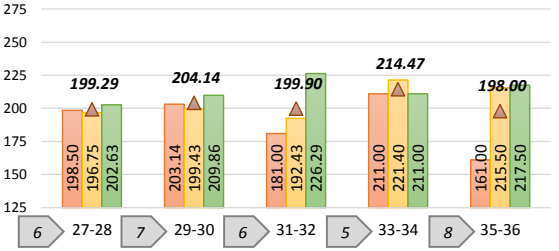

Last 5 Wks	Avg	Game 1	Game 2	Game 3	Series	Avg +/-	Change	AvgDiff	#OverAvg	PwrWins	Sch/Hdcp	Lane	GM Trend
WK30	*202.86*						0.00				/		
WK31	*202.95*	**159**	**244**	**213**	**616**	2.38	0.09	3.52	2	19.0	13 / 16	33-34	
WK32	*202.97*	**202**	**163**	**245**	**610**	0.37	0.01	-1.17	1	13.0	18 / 21	29-30	
WK33	*202.57*	**226**	**182**	**166**	**574**	(11.24)	(0.39)	-9.25	1	9.0	28 / 28	33-34	
WK34	*202.72*	**205**	**216**	**200**	**621**	4.28	0.14	2.14	2	17.0	18 / 20	27-28	
Avg (5WK)	*202.81*	*198.00*	*201.25*	*206.00*	*605.25*	*(1.05)*	*(0.03)*	*-1.19*	*1.50*	*14.5*	*19 / 21*		
vs. Current	*1.16*	*5.83*	*-1.52*	*-6.87*	*3.64*	*-2.50*	*1.04*	*-5.32*	*-0.29*	*-2.90*	*-2 / -2*		

Scott Ho. **Bowler's Weekly Game Data**

Current Week = WK34

Visit www.bowlerstats.com for more details on Bowler's Dashboard

*Week#	*Game1	*Game2	*Game3	*Series(S)	*AvgCurr	*AvgUsed	*+/- Avg	*AvgDiff	*GmsOver	*Pwr(S)	*Pwr(H)	*Place(S)	*Place(H)	(S) / (H)	*Lane	Pair	FieldAvg	AvgChg
WK01	260	190	251	701	233.67	*194.00*	39.67	35.26	2	34	37	5	2	5 / 2	34	33-34	198.41	
WK02	220	200	225	645	215.00	*194.00*	21.00	19.11	3	30	36	10	4	10 / 4	35	35-36	195.89	-
WK03	242	241	204	687	229.00	*194.00*	35.00	29.29	3	34	37	4	1	4 / 1	30	29-30	199.71	-
WK04						*194.00*								/			191.72	-
WK05	174	157	196	527	175.67	*213.33*	(37.67)	(19.12)	0	5	2	30	33	30 / 33	31	31-32	194.79	19.33
WK06	152	195	212	559	186.33	*207.93*	(21.60)	(5.61)	1	14	5	22	31	22 / 31	28	27-28	191.94	(5.40)
WK07						*207.93*								/			192.68	-
WK08	173	178	215	566	188.67	*204.72*	(16.06)	(6.14)	1	13	12	23	24	23 / 24	29	29-30	194.81	(3.21)
WK09	235	176	218	629	209.67	*205.43*	4.24	16.47	2	29	28	9	10	9 / 10	27	27-28	193.19	0.71
WK10	144	187	201	532	177.33	*201.92*	(24.58)	(21.37)	0	9	1	28	36	28 / 36	32	31-32	198.70	(3.51)
WK11	133	213	252	598	199.33	*201.63*	(2.30)	2.36	2	19	15	18	22	18 / 22	32	31-32	196.97	(0.29)
WK12	158	227	216	601	200.33	*201.50*	(1.17)	(1.78)	2	17	17	18	18	18 / 18	35	35-36	202.11	(0.13)
WK13	175	203	202	580	193.33	*200.76*	(7.42)	(2.06)	2	16	15	20	21	20 / 21	30	29-30	195.39	(0.74)
WK14	150	172	216	538	179.33	*198.97*	(19.64)	(14.11)	1	11	4	27	33	27 / 33	27	27-28	193.45	(1.79)
WK15	129	214	215	558	186.00	*197.97*	(11.97)	(9.23)	2	11	11	25	24	25 / 24	36	35-36	195.23	(1.00)
WK16	0	264	206	470	235.00	*199.78*	35.22	37.05	2	1	0	30	31	30 / 31	34	33-34	197.95	1.81
WK17	194	222	215	631	210.33	*200.50*	9.83	8.34	2	19	21	15	13	15 / 13	31	31-32	201.99	0.72
WK18	183	185	203	571	190.33	*199.85*	(9.52)	(8.04)	1	13	10	24	27	24 / 27	29	29-30	198.37	(0.65)
WK19	187	213	205	605	201.67	*199.96*	1.71	(1.41)	2	18	15	19	22	19 / 22	28	27-28	203.07	0.11
WK20	213	188	237	638	212.67	*200.68*	11.99	15.37	2	23	25	15	12	15 / 12	32	31-32	197.30	0.72
WK21	171	188	248	607	202.33	*200.77*	1.57	6.56	1	21	21	15	14	15 / 14	31	31-32	195.77	0.09
WK22	201	203	193	597	199.00	*200.68*	(1.68)	(3.11)	2	15	13	19	21	19 / 21	28	27-28	202.11	(0.09)
WK23	256	222	191	669	223.00	*201.76*	21.24	22.61	2	32	29	6	9	6 / 9	30	29-30	200.39	1.08
WK24	245	201	221	667	222.33	*202.71*	19.63	22.25	2	28	28	6	6	6 / 6	27	27-28	200.09	0.95
WK25	238	192	235	665	221.67	*203.54*	18.12	20.52	2	28	28	10	10	10 / 10	32	31-32	201.15	0.84
WK26	191	204	209	604	201.33	*203.45*	(2.12)	(2.34)	2	18	12	20	26	20 / 26	29	29-30	203.68	(0.09)
WK27	137	221	214	572	190.67	*202.93*	(12.27)	(9.00)	2	13	11	25	27	25 / 27	35	35-36	199.67	(0.52)
WK28	199	227	219	645	215.00	*203.40*	11.60	14.76	2	27	27	9	8	9 / 8	34	33-34	200.24	0.47
WK29	213	198	156	567	189.00	*202.86*	(13.86)	(13.91)	1	11	4	26	33	26 / 33	28	27-28	202.91	(0.54)
WK30						*202.86*								/			202.17	-
WK31	159	244	213	616	205.33	*202.95*	2.38	3.52	2	23	19	13	16	13 / 16	33	33-34	201.81	0.09
WK32	202	163	245	610	203.33	*202.97*	0.37	(1.17)	1	16	13	18	21	18 / 21	30	29-30	204.50	0.01
WK33	226	182	166	574	191.33	*202.57*	(11.24)	(9.25)	1	10	9	28	28	28 / 28	33	33-34	200.58	(0.39)
WK34	205	216	200	621	207.00	*202.72*	4.28	2.14	2	19	17	18	20	18 / 20	28	27-28	204.86	0.14
WK35						*202.72*								/				-
Average	**192.17**	**202.77**	**212.87**	**601.61**	**203.06**	**201.65**	**1.44**	**4.13**	**1.79**	**18.61**	**17.40**	**17.90**	**19.45**	**17 / 19**	**30.77**		**198.64**	**(1.07)**

GamesOver%= 56.52% PwrWin%= 45.63%

Game by Game, Pair by Pair

	High	Low	Avg	Last 5	27-28	29-30	31-32	33-34	35-36
Game 1	260.00	-	192.17	201.25	198.50	203.14	181.00	211.00	161.00
Game 2	264.00	157.00	202.77	206.00	196.75	199.43	192.43	221.40	215.50
Game 3	252.00	156.00	212.87	605.25	202.63	209.86	226.29	211.00	217.50
Average	213.33	194.00	202.72		199.29	204.14	199.90	214.47	198.00
Bowled					8	7	7	5	4

Top Finishes

Finishes	Scratch	Handicap
1st	0	1
Top 5	2	3
Top 10	8	8
Top 15	12	11

Last 5 Weeks

WK	Scratch	Hdcp
WK30	#VALUE!	#VALUE!
WK31	13	16
WK32	18	21
WK33	28	28
WK34	18	20
5 wk avg	19	21
Current	17	19
Difference	-2	-2

Top 5 Weeks

Top 5	Games	Series	Week	Game1	Game2	Game3	AvgWk	Average	Field Avg
1st	264	701	WK01	260	190	251	233.67	194.00	198.41
2nd	260	687	WK03	242	241	204	229.00	194.00	199.71
3rd	256	669	WK23	256	222	191	223.00	201.76	200.39
4th	252	667	WK24	245	201	221	222.33	202.71	200.09
5th	251	665	WK25	238	192	235	221.67	203.54	201.15

Bowler of the Year

Criteria#	Points	Totals	
POY 1	577	Total Pts	1537
POY 2	522	Behind	-1349.5
POY 3	260	POY Rank	22
POY 4	72		
POY 5	106		

bowlerstats.com