Jim B.

Bowler's Dashboard
BUSINESSMEN
2014/2015
Results as of WK34

PERFORMANCE MEASURE

Season Average = 217.19
10th | 25th | 50th | 75th | 90th

Average Differential = 24.00
10th | 25th | 50th | 75th | 90th

Match Points = 58.00
10th | 25th | 50th | 75th | 90th

Power Wins = 561.00
10th | 25th | 50th | 75th | 90th

Games Over Average = 42.00
10th | 25th | 50th | 75th | 90th

10.83	7.19	13.46
Weekly Finish (S)	Most Improved	*Sweeper Finish (H)*

FINISHES *(S/H)*

bowlerstats.com

Season Average		Avg Differential
217.19	11	19.05
OverAvg (%)	BOWLER of the YEAR	**PowerWin (%)**
0.583		0.632

BEST 5 WEEKS

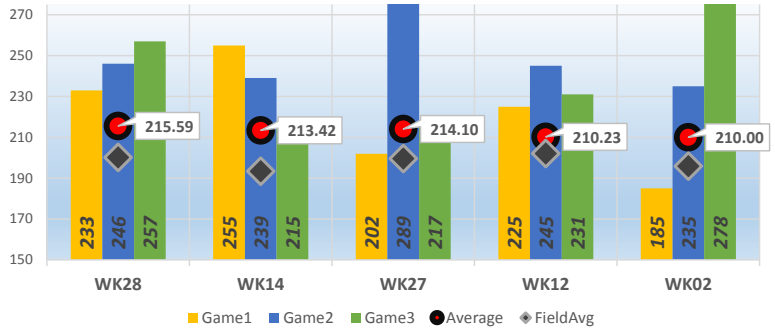

WEEKLY ANALYSIS

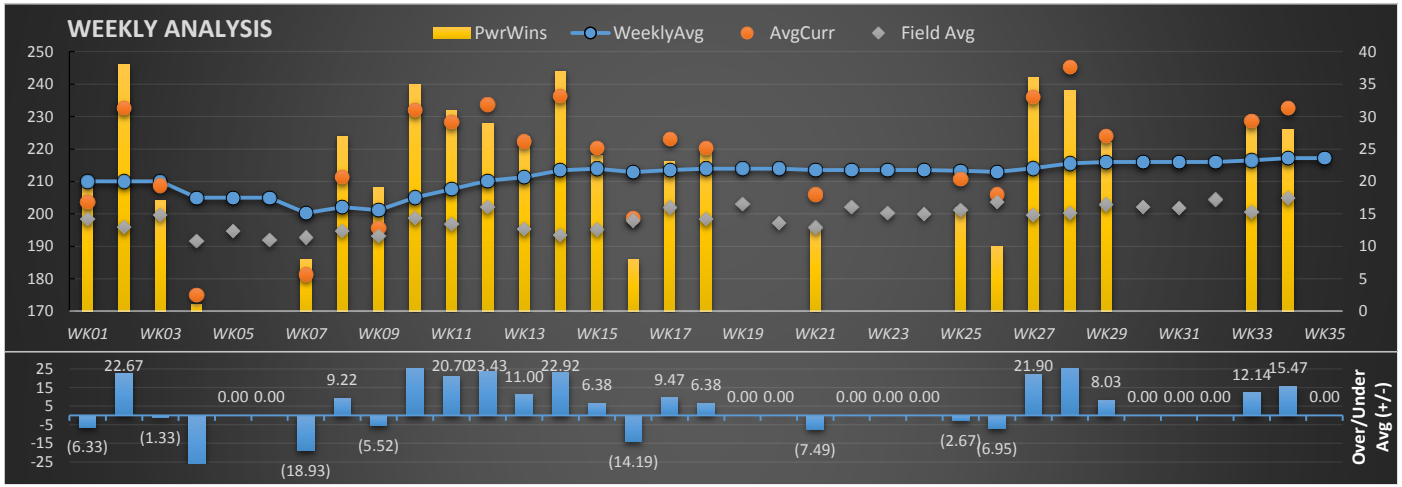

Last 5 Wks	Avg	Game 1	Game 2	Game 3	Series	Avg +/-	Change	AvgDiff	#OverAvg	PwrWins	Sch/Hdcp	Lane	GM Trend
WK30	*215.97*						0.00				/		
WK31	*215.97*						0.00				/		
WK32	*215.97*						0.00				/		
WK33	*216.52*	**214**	**254**	**218**	**686**	12.14	0.55	28.09	2	29.0	6 / 9	31-32	
WK34	*217.19*	**193**	**257**	**248**	**698**	15.47	0.67	27.81	2	28.0	6 / 9	29-30	
Avg (5WK)	*216.33*	*203.50*	*255.50*	*233.00*	*692.00*	*13.81*	*0.24*	*27.95*	*2.00*	*28.5*	*6 / 9*		
vs. Current	*4.81*	*-10.79*	*38.63*	*12.58*	*40.42*	*7.43*	*5.92*	*8.90*	*0.09*	*5.13*	*4 / 4*		

www.bowlerstats.com/statsheet/businessmen/Jim_B.pdf

GAME SCATTERGRAM

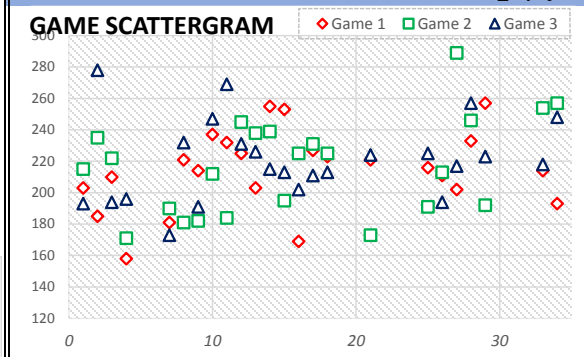

TOP GAMES/SERIES

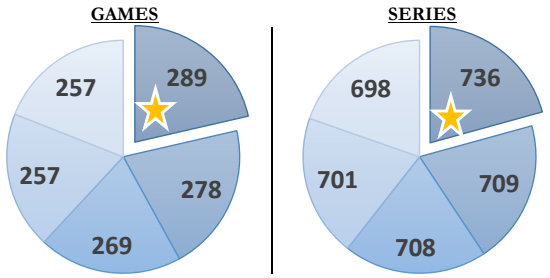

GAME AVERAGE

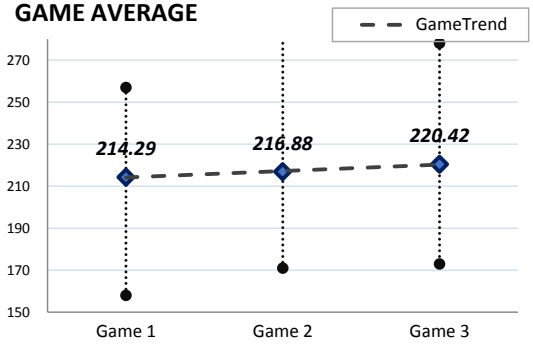

LANE PERFORMANCE

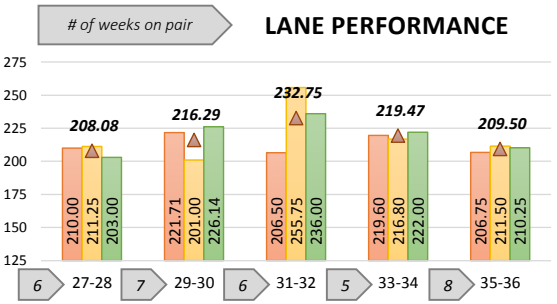

Jim B. **Bowler's Weekly Game Data**

Current Week = WK34

Visit www.bowlerstats.com for more details on Bowler's Dashboard

*Week#	*Game1	*Game2	*Game3	*Series(S)	*AvgCurr	*AvgUsed	*+/- Avg	*AvgDiff	*GmsOver	*Pwr(S)	*Pwr(H)	*Place(S)	*Place(H)	(S) / (H)	*Lane	Pair	FieldAvg	AvgChg
WK01	203	215	193	611	203.67	210.00	(6.33)	5.26	1	21	20	18	19	18 / 19	28	27-28	198.41	
WK02	185	235	278	698	232.67	210.00	22.67	36.78	2	37	38	3	2	3 / 2	31	31-32	195.89	-
WK03	210	222	194	626	208.67	210.00	(1.33)	8.96	1	19	17	18	21	18 / 21	34	33-34	199.71	-
WK04	158	171	196	525	175.00	205.00	(30.00)	(16.72)	0	5	1	33	37	33 / 37	36	35-36	191.72	(5.00)
WK05						205.00								/			194.79	-
WK06						205.00								/			191.94	-
WK07	181	190	173	544	181.33	200.27	(18.93)	(11.35)	0	12	8	26	30	26 / 30	35	35-36	192.68	(4.73)
WK08	221	181	232	634	211.33	202.11	9.22	16.53	2	27	27	9	9	9 / 9	33	33-34	194.81	1.84
WK09	214	182	191	587	195.67	201.19	(5.52)	2.47	1	19	19	18	19	18 / 19	29	29-30	193.19	(0.92)
WK10	237	212	247	696	232.00	205.04	26.96	33.30	3	34	35	3	2	3 / 2	34	33-34	198.70	3.85
WK11	232	184	269	685	228.33	207.63	20.70	31.36	2	32	31	4	6	4 / 6	30	29-30	196.97	2.59
WK12	225	245	231	701	233.67	210.23	23.43	31.55	3	31	29	4	6	4 / 6	31	31-32	202.11	2.60
WK13	203	238	226	667	222.33	211.33	11.00	26.94	2	29	27	7	9	7 / 9	34	33-34	195.39	1.10
WK14	255	239	215	709	236.33	213.42	22.92	42.89	3	37	37	1	1	1 / 1	35	35-36	193.45	2.08
WK15	253	195	213	661	220.33	213.95	6.38	25.10	1	31	24	5	12	5 / 12	29	29-30	195.23	0.53
WK16	169	225	202	596	198.67	212.86	(14.19)	0.72	1	13	8	18	23	18 / 23	27	27-28	197.95	(1.09)
WK17	227	231	211	669	223.00	213.53	9.47	21.01	2	26	23	8	11	8 / 11	33	33-34	201.99	0.68
WK18	223	225	213	661	220.33	213.96	6.38	21.96	2	28	25	9	11	9 / 11	30	29-30	198.37	0.43
WK19						213.96								/			203.07	-
WK20						213.96								/			197.30	-
WK21	221	173	224	618	206.00	213.49	(7.49)	10.23	2	23	13	12	23	12 / 23	30	29-30	195.77	(0.47)
WK22						213.49								/			202.11	-
WK23						213.49								/			200.39	-
WK24						213.49								/			200.09	-
WK25	216	191	225	632	210.67	213.33	(2.67)	9.52	2	19	16	19	22	19 / 22	30	29-30	201.15	(0.16)
WK26	211	213	194	618	206.00	212.95	(6.95)	2.32	1	19	10	19	28	19 / 28	28	27-28	203.68	(0.39)
WK27	202	289	217	708	236.00	214.10	21.90	36.33	2	35	36	3	2	3 / 2	32	31-32	199.67	1.15
WK28	233	246	257	736	245.33	215.59	29.75	45.09	3	34	34	2	2	2 / 2	36	35-36	200.24	1.49
WK29	257	192	223	672	224.00	215.97	8.03	21.09	2	28	26	9	10	9 / 10	27	27-28	202.91	0.38
WK30						215.97								/			202.17	-
WK31						215.97								/			201.81	-
WK32						215.97								/			204.50	-
WK33	214	254	218	686	228.67	216.52	12.14	28.09	2	32	29	6	9	6 / 9	31	31-32	200.58	0.55
WK34	193	257	248	698	232.67	217.19	15.47	27.81	2	31	28	6	9	6 / 9	30	29-30	204.86	0.67
WK35						217.19								/				-
Average	**214.29**	**216.88**	**220.42**	**651.58**	**217.19**	**211.52**	**6.38**	**19.05**	**1.91**	**25.92**	**23.38**	**10.83**	**13.46**	**10 / 13**	**31.20**		**198.64**	**(5.68)**

GamesOver%= 58.33% PwrWin%= 63.21%

Game by Game, Pair by Pair

	High	Low	Avg	Last 5	27-28	29-30	31-32	33-34	35-36
Game 1	257.00	158.00	214.29	255.50	210.00	221.71	206.50	219.60	206.75
Game 2	289.00	171.00	216.88	233.00	211.25	201.00	255.75	216.80	211.50
Game 3	278.00	173.00	220.42	692.00	203.00	226.14	236.00	222.00	210.25
Average	217.19	200.27	217.19		208.08	216.29	232.75	219.47	209.50
Bowled					4	7	4	5	4

Top 5 Weeks

Top 5	Games	Series	Week	Game1	Game2	Game3	AvgWk	Average	Field Avg
1st	289	736	WK28	233	246	257	245.33	215.59	200.24
2nd	278	709	WK14	255	239	215	236.33	213.42	193.45
3rd	269	708	WK27	202	289	217	236.00	214.10	199.67
4th	257	701	WK12	225	245	231	233.67	210.23	202.11
5th	257	698	WK02	185	235	278	232.67	210.00	195.89

Top Finishes

Finishes	Scratch	Handicap
1st	1	1
Top 5	8	5
Top 10	15	12
Top 15	16	15

Bowler of the Year

Criteria#	Points	Totals	
POY 1	622	Total Pts	1819
POY 2	561	Behind	-1067.5
POY 3	290	POY Rank	11
POY 4	196		
POY 5	150		

Last 5 Weeks

WK	Scratch	Hdcp
WK30	#VALUE!	#VALUE!
WK31	#VALUE!	#VALUE!
WK32	#VALUE!	#VALUE!
WK33	6	9
WK34	6	9
5 wk avg	6	9
Current	10	13
Difference	4	4

bowlerstats.com