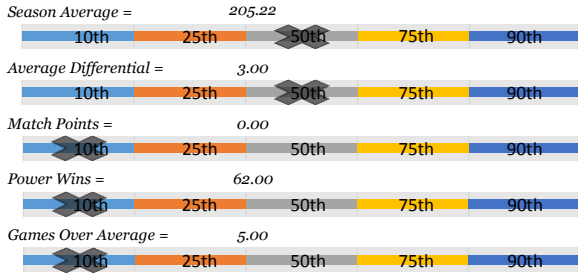


Gizmo S.

Bowler's Dashboard
BUSINESSMEN
 2014/2015
 Results as of WK34



PERFORMANCE MEASURE



Season Average

205.22

45

Avg Differential

9.62

OverAvg (%)

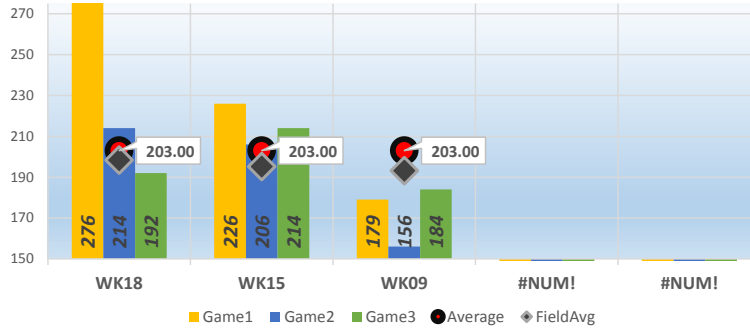
0.556

BOWLER of the YEAR

PowerWin (%)

0.565

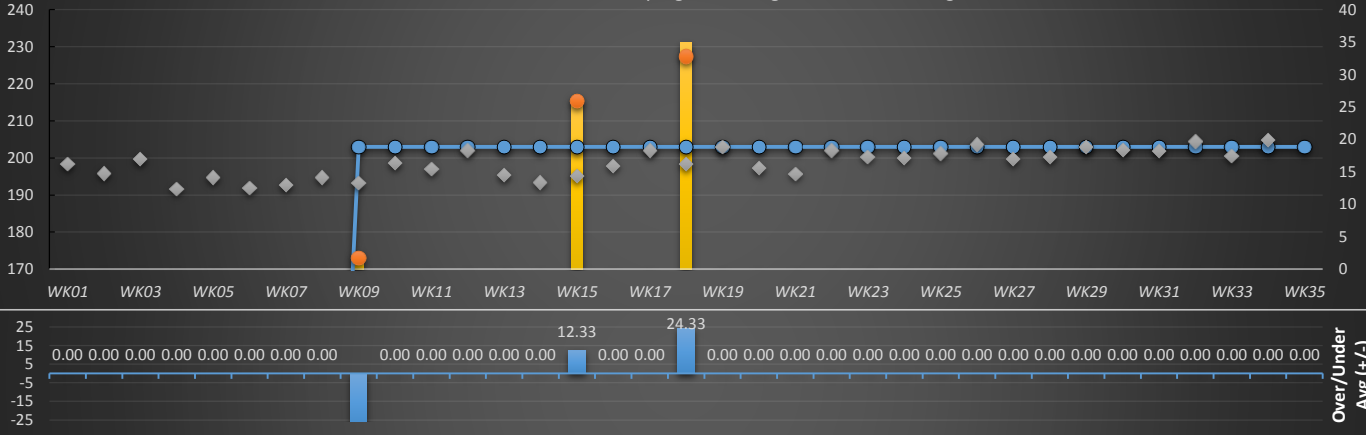
BEST 5 WEEKS



FINISHES (S/H)



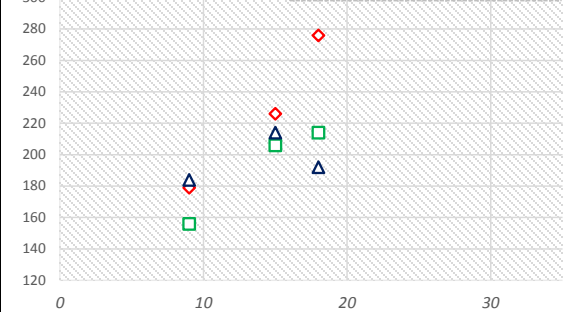
WEEKLY ANALYSIS



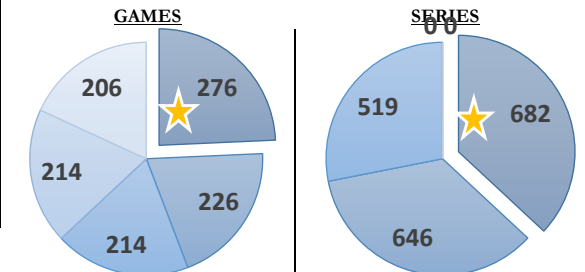
Last 5 Wks	Avg	Game 1	Game 2	Game 3	Series	Avg +/-	Change	AvgDiff	#OverAvg	PwrWins	Sch/Hdcp	Lane	GM Trend
WK30	203.00						↑ 0.00				/		→
WK31	203.00						↑ 0.00				/		→
WK32	203.00						↑ 0.00				/		→
WK33	203.00						↑ 0.00				/		→
WK34	203.00						↑ 0.00				/		→
Avg (5WK)	203.00						↑ 0.00						→
vs. Current	△ 0.00	#VALUE!	#VALUE!	#VALUE!	#VALUE!	#VALUE!	△ 0.00	#VALUE!	#VALUE!	#VALUE!			→

www.bowlerstats.com/statsheet/businessmen/Gizmo_S.pdf

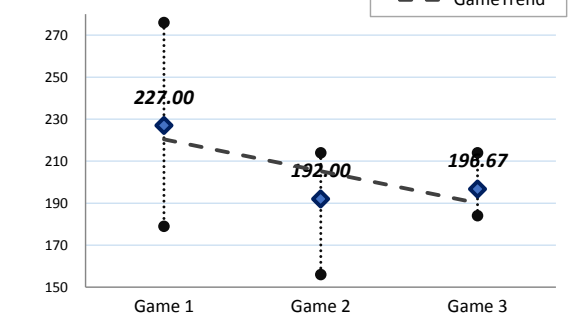
GAME SCATTERGRAM



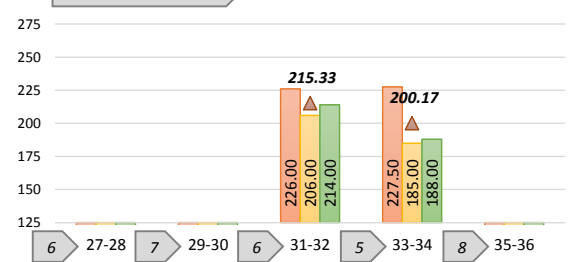
TOP GAMES/SERIES



GAME AVERAGE



of weeks on pair LANE PERFORMANCE



Current Week = WK34

*Week#	*Game1	*Game2	*Game3	*Series(S)	*AvgCurr	*AvgUsed	*+/- Avg	*AvgDiff	*GmsOver	*Pwr(S)	*Pwr(H)	*Place(S)	*Place(H)	(S) / (H)	*Lane	Pair	FieldAvg	AvgChg
WK01														/			198.41	
WK02														/			195.89	#VALUE!
WK03														/			199.71	#VALUE!
WK04														/			191.72	#VALUE!
WK05														/			194.79	#VALUE!
WK06														/			191.94	#VALUE!
WK07														/			192.68	#VALUE!
WK08														/			194.81	#VALUE!
WK09	179	156	184	519	173.00	203.00	▼ (30.00)	(20.19)	● 0	■ 6	■ 1	31	37	31 / 37	33	33-34	193.19	#VALUE!
WK10					203.00	203.00								/			198.70	-
WK11					203.00	203.00								/			196.97	-
WK12					203.00	203.00								/			202.11	-
WK13					203.00	203.00								/			195.39	-
WK14					203.00	203.00								/			193.45	-
WK15	226	206	214	646	215.33	203.00	▲ 12.33	20.10	● 3	■ 28	■ 26	★ 8	★ 9	8 / 9	31	31-32	195.23	-
WK16					203.00	203.00								/			197.95	-
WK17					203.00	203.00								/			201.99	-
WK18	✓ 276	214	192	682	227.33	203.00	▲ 24.33	28.96	● 2	■ 33	■ 35	★ 4	★ 2	4 / 2	34	33-34	198.37	-
WK19					203.00	203.00								/			203.07	-
WK20					203.00	203.00								/			197.30	-
WK21					203.00	203.00								/			195.77	-
WK22					203.00	203.00								/			202.11	-
WK23					203.00	203.00								/			200.39	-
WK24					203.00	203.00								/			200.09	-
WK25					203.00	203.00								/			201.15	-
WK26					203.00	203.00								/			203.68	-
WK27					203.00	203.00								/			199.67	-
WK28					203.00	203.00								/			200.24	-
WK29					203.00	203.00								/			202.91	-
WK30					203.00	203.00								/			202.17	-
WK31					203.00	203.00								/			201.81	-
WK32					203.00	203.00								/			204.50	-
WK33					203.00	203.00								/			200.58	-
WK34					203.00	203.00								/			204.86	-
WK35					203.00	203.00								/				-
Average	227.00	192.00	196.67	615.67	205.22	203.00		2.22	9.62	2.50	22.33	20.67	14.33	16.00	14 / 16	32.67	198.64	-

GamesOver%= 55.56% PwrWin%= 56.48%

Game by Game, Pair by Pair

	High	Low	Avg	Last 5	27-28	29-30	31-32	33-34	35-36
Game 1	276.00	179.00	227.00		#DIV/0!	#DIV/0!	226.00	227.50	#DIV/0!
Game 2	214.00	156.00	192.00		#DIV/0!	#DIV/0!	206.00	185.00	#DIV/0!
Game 3	214.00	184.00	196.67		#DIV/0!	#DIV/0!	214.00	188.00	#DIV/0!
Average	203.00	203.00	205.22		#DIV/0!	#DIV/0!	215.33	200.17	#DIV/0!
Bowled					0	0	1	2	0

Top 5 Weeks

Top 5	Games	Series	Week	Game1	Game2	Game3	AvgWk	Average	Field Avg
1st	276	682	WK18	276	214	192	227.33	203.00	198.37
2nd	226	646	WK15	226	206	214	215.33	203.00	195.23
3rd	214	519	WK09	179	156	184	173.00	203.00	193.19
4th	214	#NUM!	#NUM!	#NUM!	#NUM!	#NUM!	#NUM!	#NUM!	#NUM!
5th	206	#NUM!	#NUM!	#NUM!	#NUM!	#NUM!	#NUM!	#NUM!	#NUM!

Top Finishes

Finishes	Scratch	Handicap
1st	0	0
Top 5	1	1
Top 10	2	2
Top 15	2	2

Last 5 Weeks

WK	Scratch	Hdcp
WK30	#VALUE!	#VALUE!
WK31	#VALUE!	#VALUE!
WK32	#VALUE!	#VALUE!
WK33	#VALUE!	#VALUE!
WK34	#VALUE!	#VALUE!
5 wk avg	#DIV/0!	#DIV/0!
Current	14	16
Difference	#DIV/0!	#DIV/0!

Bowler of the Year

Criteria#	Points	Totals
POY 1	67	Total Pts 173
POY 2	62	Behind -2713.5
POY 3	0	POY Rank 45
POY 4	22	
POY 5	22	