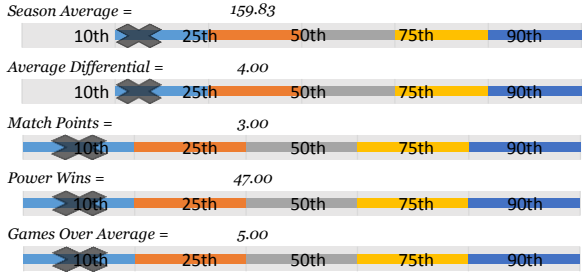


Daniel A.

Bowler's Dashboard
BUSINESSMEN
2014/2015
Results as of WK34



PERFORMANCE MEASURE



Season Average

159.83



BOWLER of the YEAR

Avg Differential

-35.94

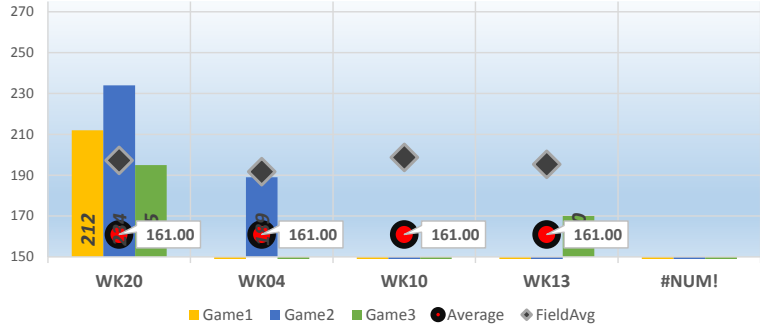
OverAvg (%)

0.417

PowerWin (%)

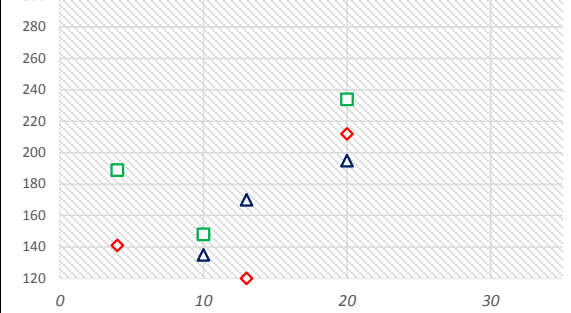
0.311

BEST 5 WEEKS

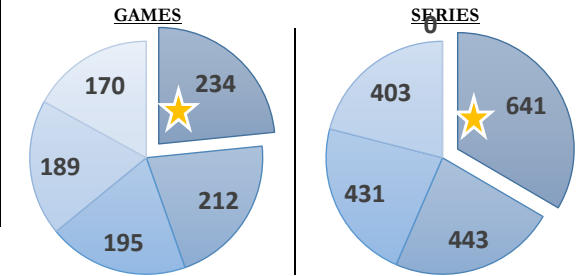


www.bowlerstats.com/statsheet/businessmen/Daniel_A.pdf

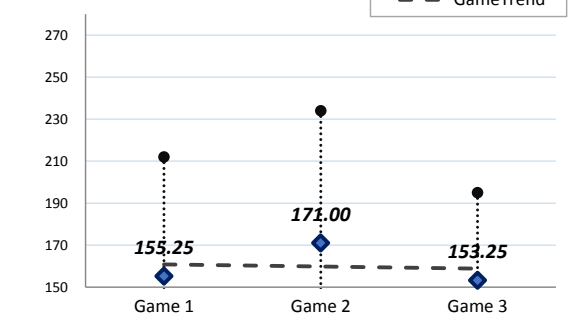
GAME SCATTERGRAM



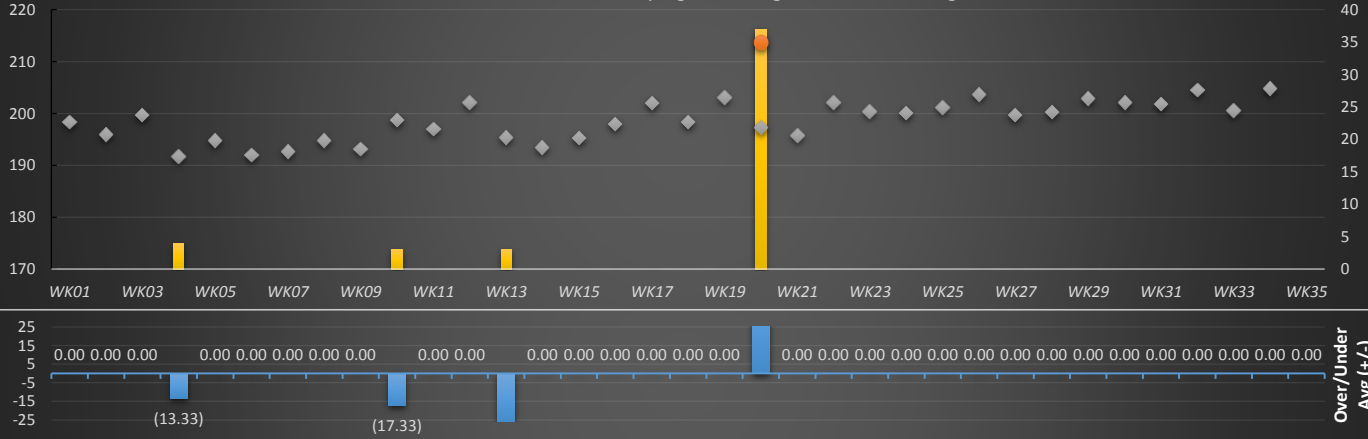
TOP GAMES/SERIES



GAME AVERAGE

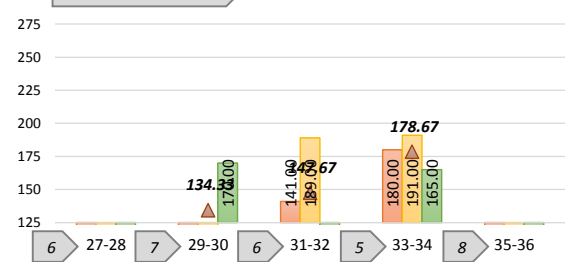


WEEKLY ANALYSIS



Last 5 Wks	Avg	Game 1	Game 2	Game 3	Series	Avg +/-	Change	AvgDiff	#OverAvg	PwrWins	Sch/Hdcp	Lane	GM Trend
WK30	161.00						↑ 0.00				/		→
WK31	161.00						↑ 0.00				/		→
WK32	161.00						↑ 0.00				/		→
WK33	161.00						↑ 0.00				/		→
WK34	161.00						↑ 0.00				/		→
Avg (5WK)	161.00						↑ 0.00						→
vs. Current	△ 0.00	#VALUE!	#VALUE!	#VALUE!	#VALUE!	#VALUE!	△ 0.00	#VALUE!	#VALUE!	#VALUE!			→

of weeks on pair LANE PERFORMANCE



Current Week = WK34

*Week#	*Game1	*Game2	*Game3	*Series(S)	*AvgCurr	*AvgUsed	*+/- Avg	*AvgDiff	*GmsOver	*Pwr(S)	*Pwr(H)	*Place(S)	*Place(H)	(S) / (H)	*Lane	Pair	FieldAvg	AvgChg
WK01														/			198.41	
WK02														/			195.89	#VALUE!
WK03														/			199.71	#VALUE!
WK04	141	189	113	443	147.67	161.00	▼ (13.33)	(44.05)	● 1	1	4	37	34	37 / 34	31	31-32	191.72	#VALUE!
WK05						161.00								/			194.79	-
WK06						161.00								/			191.94	-
WK07						161.00								/			192.68	-
WK08						161.00								/			194.81	-
WK09						161.00								/			193.19	-
WK10	148	148	135	431	143.67	161.00	▼ (17.33)	(55.04)	● 0	1	3	36	34	36 / 34	33	33-34	198.70	-
WK11						161.00								/			196.97	-
WK12						161.00								/			202.11	-
WK13	120	113	170	403	134.33	161.00	▼ (26.67)	(61.06)	● 1	0	3	36	33	36 / 33	29	29-30	195.39	-
WK14						161.00								/			193.45	-
WK15						161.00								/			195.23	-
WK16						161.00								/			197.95	-
WK17						161.00								/			201.99	-
WK18						161.00								/			198.37	-
WK19						161.00								/			203.07	-
WK20	212	234	195	641	213.67	161.00	▲ 52.67	16.37	● 3	25	37	13	1	13 / 1	33	33-34	197.30	-
WK21						161.00								/			195.77	-
WK22						161.00								/			202.11	-
WK23						161.00								/			200.39	-
WK24						161.00								/			200.09	-
WK25						161.00								/			201.15	-
WK26						161.00								/			203.68	-
WK27						161.00								/			199.67	-
WK28						161.00								/			200.24	-
WK29						161.00								/			202.91	-
WK30						161.00								/			202.17	-
WK31						161.00								/			201.81	-
WK32						161.00								/			204.50	-
WK33						161.00								/			200.58	-
WK34						161.00								/			204.86	-
WK35						161.00								/				-
Average	155.25	171.00	153.25	479.50	159.83	161.00	(1.17)	(35.94)	1.67	9.00	11.75	30.50	25.50	30 / 25	31.67		198.64	-

GamesOver%= 41.67% PwrWin%= 31.08%

Game by Game, Pair by Pair

	High	Low	Avg	Last 5	27-28	29-30	31-32	33-34	35-36
Game 1	212.00	120.00	155.25		#DIV/0!	120.00	141.00	180.00	#DIV/0!
Game 2	234.00	113.00	171.00		#DIV/0!	113.00	189.00	191.00	#DIV/0!
Game 3	195.00	113.00	153.25		#DIV/0!	170.00	113.00	165.00	#DIV/0!
Average	161.00	161.00	159.83		#DIV/0!	134.33	147.67	178.67	#DIV/0!
Bowled					0	1	1	2	0

Top 5 Weeks

Top 5	Games	Series	Week	Game1	Game2	Game3	AvgWk	Average	Field Avg
1st	234	641	WK20	212	234	195	213.67	161.00	197.30
2nd	212	443	WK04	141	189	113	147.67	161.00	191.72
3rd	195	431	WK10	148	148	135	143.67	161.00	198.70
4th	189	403	WK13	120	113	170	134.33	161.00	195.39
5th	170	#NUM!	#NUM!	#NUM!	#NUM!	#NUM!	#NUM!	#NUM!	#NUM!

Top Finishes

Finishes	Scratch	Handicap
1st	0	1
Top 5	0	1
Top 10	0	1
Top 15	1	1

Last 5 Weeks

WK	Scratch	Hdcp
WK30	#VALUE!	#VALUE!
WK31	#VALUE!	#VALUE!
WK32	#VALUE!	#VALUE!
WK33	#VALUE!	#VALUE!
WK34	#VALUE!	#VALUE!
5 wk avg	#DIV/0!	#DIV/0!
Current	30	25
Difference	#DIV/0!	#DIV/0!

Bowler of the Year

Criteria#	Points	Totals
POY 1	27	Total Pts 131
POY 2	47	Behind -2755.5
POY 3	15	POY Rank 49
POY 4	1	
POY 5	41	