

Joe B.

Bowler's StatSheet
BUSINESSMEN
 2013/2014



bowlerstats.com

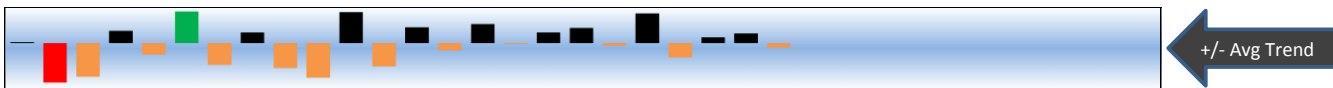
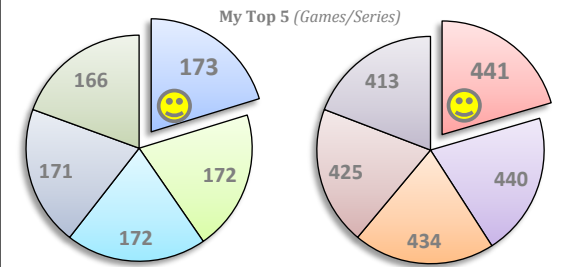
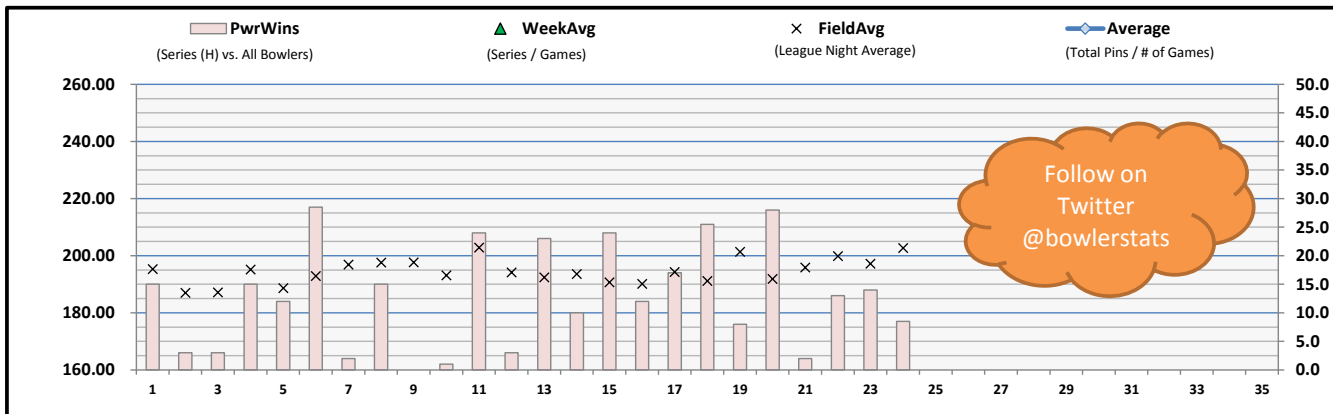
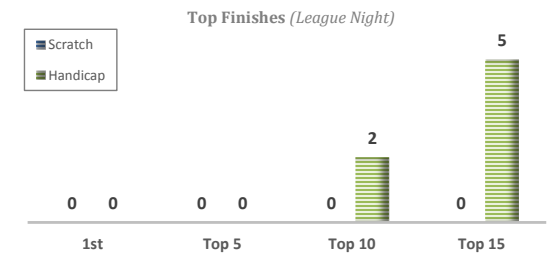
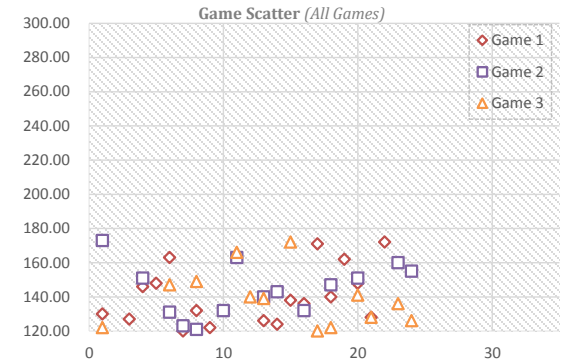
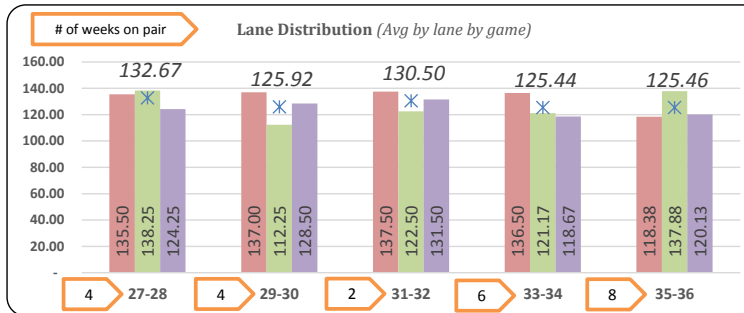
2 - NEVADAJACKS.NET

Average	# of Games	Total Pins
127.15	72	9155
Avg Differential	Match Points	Power Record
(67.39)	35	304-578-5
OverAvg%	Power%	Avg Finish
0.472	0.346	37 / 25
OverAvg#	Most Improved	B.O.Y. Points
34	(13.85)	520.5

57
 AVERAGE RANK

39
 BOWLER of the YEAR

20
 MATCH RANK



Last 5 Weeks

Week #	Avg	Game 1	Game 2	Game 3	Series	Avg +/-	Change	AvgDiff	#OverAvg	PwrWins	Sch/Hdcp	Lane	GM Trend
WEEK_24	127.28	92	155	126	373	(8.83)	(0.12)	-78.30	1	8.5	40 / 31	35-36	
WEEK_23	126.98	105	160	136	401	20.05	0.29	-63.50	2	14.0	35 / 22	35-36	
WEEK_22	126.79	172	108	113	393	12.62	0.19	-68.80	1	13.0	39 / 26	33-34	
WEEK_21	127.25	128	97	128	353	(28.75)	(0.46)	-78.19	2	2.0	36 / 34	27-28	
WEEK_20	126.23	148	151	141	440	61.32	1.02	-45.17	3	28.0	36 / 9	27-28	
Avg (5WK)	126.91	129.00	134.20	128.80	392.00	11.28	0.18	-66.79	1.80	13.1	37 / 24		

