

Jim B.

Bowler's StatSheet
BUSINESSMEN
 2013/2014



bowlerstats.com

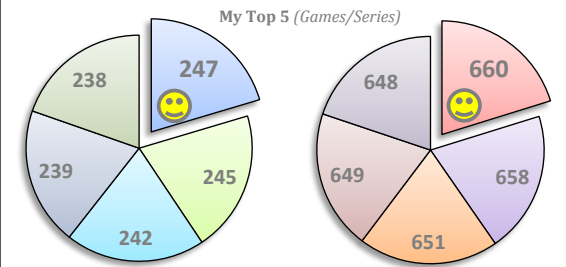
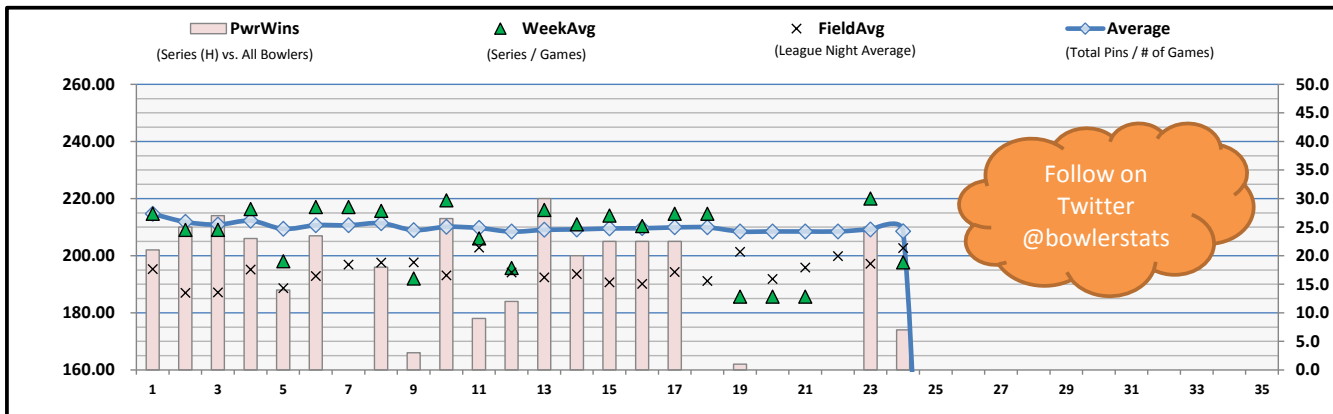
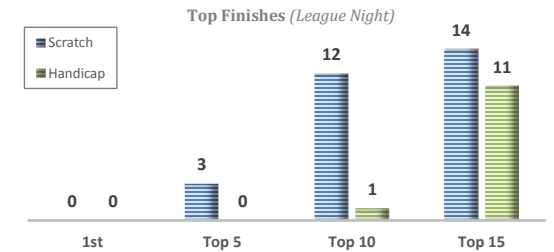
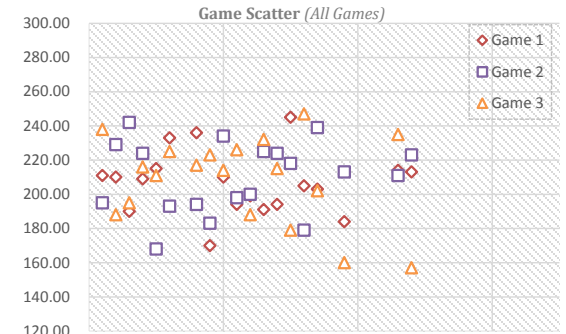
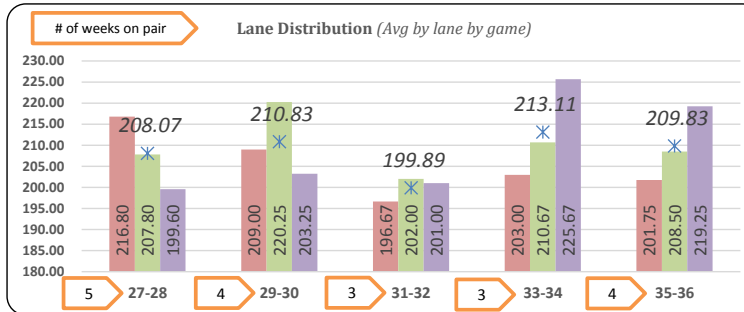
3 - 188 YEARS OF BOWLING

Average 208.53	# of Games 57	Total Pins 11886
Avg Differential 14.13	Match Points 34.5	Power Record 349-348-7
OverAvg% 0.509	Power% 0.501	Avg Finish 12 / 19
OverAvg# 29	Most Improved (2.47)	B.O.Y. Points 1087

14 AVERAGE RANK

18 BOWLER of the YEAR

23 MATCH RANK



Week #	Avg	Game 1	Game 2	Game 3	Series	Avg +/-	Change	AvgDiff	#OverAvg	PwrWins	Sch/Hdcp	Lane	GM Trend
WEEK_24	209.13	213	223	157	593	208.81	(-4.39)	-4.97	2	7.0	22 / 33	29-30	
WEEK_23	208.49	214	211	235	660	208.81	0.64	22.83	3	25.0	5 / 11	33-34	
WEEK_22	0.00	0	0	0	0	208.81	0.00	0.00	0	0.0	/	-1-	
WEEK_21	0.00	0	0	0	0	208.81	0.00	0.00	0	0.0	/	-1-	
WEEK_20	0.00	0	0	0	0	208.81	0.00	0.00	0	0.0	/	-1-	
Avg (5WK)	208.81	213.50	217.00	196.00	626.50	208.81	0.07	8.93	2.50	16.0	14 / 22		

