

# Gizmo S.

Bowler's StatSheet  
BUSINESSMEN  
2013/2014



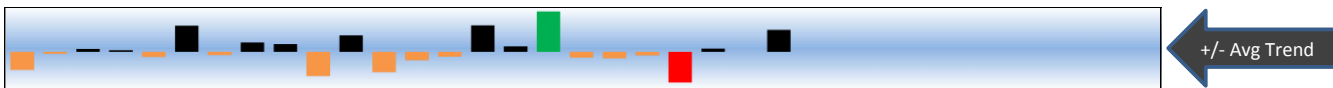
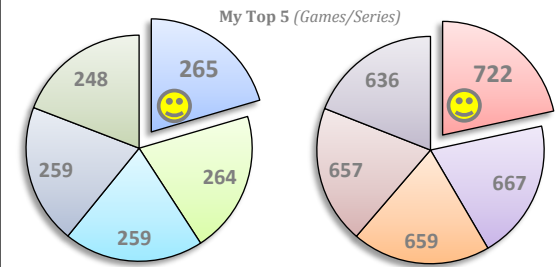
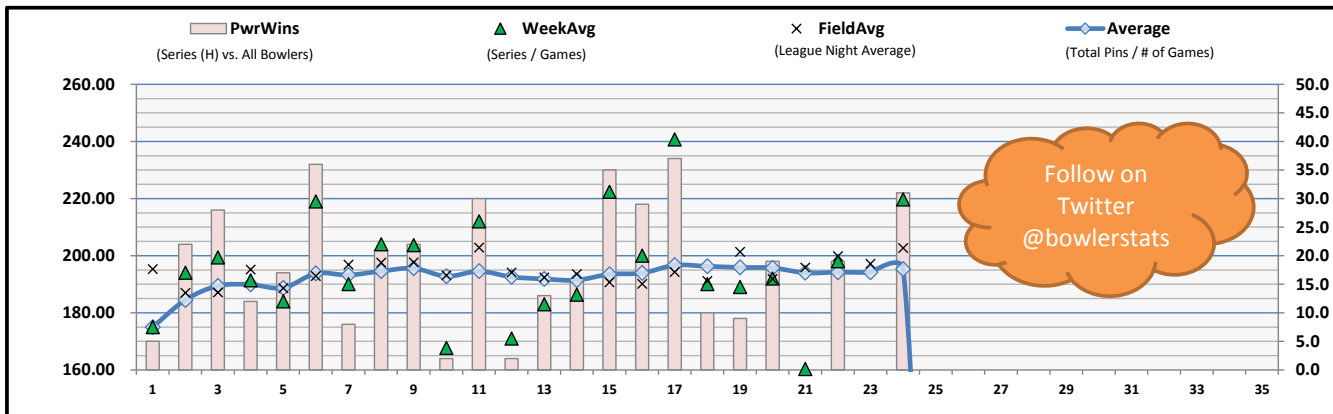
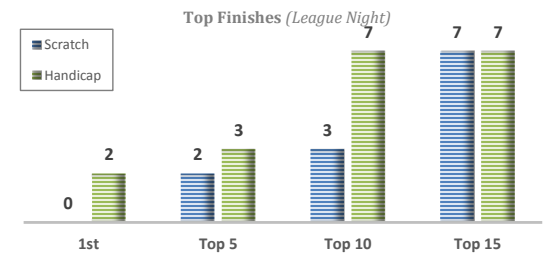
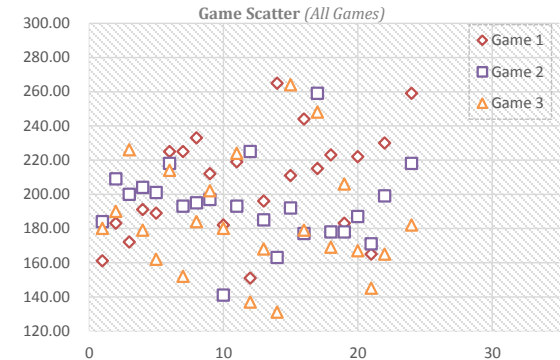
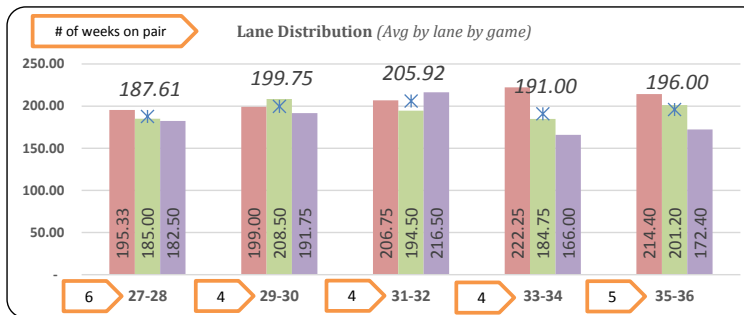
1 - TNT - BALLZ DEEP

Average	# of Games	Total Pins
195.32	69	13477
Avg Differential	Match Points	Power Record
0.89	32	423-429-0
OverAvg%	Power%	Avg Finish
0.507	0.496	19 / 19
OverAvg#	Most Improved	B.O.Y. Points
35	(0.68)	1094

30 AVERAGE RANK

17 BOWLER of the YEAR

33 MATCH RANK



Week #	Avg	Game 1	Game 2	Game 3	Series	Avg +/-	Change	AvgDiff	#OverAvg	PwrWins	Sch/Hdcp	Lane	GM Trend
WEEK_24	194.21	259	218	182	659	76.36	↑ 1.11	17.03	★ 2	31.0	14 / 9	27-28	↘
WEEK_23	0.00	0	0	0	0		↑ 0.00	0.00	★ 0	0.0	/	-1-	↘
WEEK_22	194.03	230	199	165	594	11.90	↑ 0.18	-1.80	★ 2	19.0	18 / 20	35-36	↘
WEEK_21	195.72	165	171	145	481	(106.15)	↓ (1.68)	-35.52	★ 0	0.0	33 / 36	29-30	↘
WEEK_20	195.91	222	187	167	576	(11.74)	↓ (0.20)	0.17	★ 1	19.0	20 / 19	35-36	↘
Avg (5WK)	194.97	219.00	193.75	164.75	577.50	(7.40)	↓ (0.12)	-5.03	★ 1.67	23.0	21 / 21		↘

